

Disabling notifications

Driver Links - SPSV Online Services

All SPSV Online Services users can **disable Driver Link notifications** currently sent by email, and opt instead to monitor notifications personally online. You may particularly wish to do this if you link to different vehicles regularly, or if you share your vehicle with another driver, as frequently making and breaking links mean that a lot of email notifications are generated.

By disabling your notifications for Driver Links online once, you will no longer receive these by email. However, you will be able to log into SPSV Online Services at any time to review all your Driver Link details, times and dates. From there, you can also save, print or share them as you require.

Note that by opting out of receiving Driver Link notifications, other licensing communications, such as your renewal reminder letters, remain unaffected.

To disable notifications, you must first be registered to use SPSV Online Services.

If you have not yet registered, please do so at

<https://spsvonline.nationaltransport.ie/Main/Pub#/app/register>

or read more about it in the Registration user guide

<https://spsvonline.nationaltransport.ie/File/RegistrationGuideline>

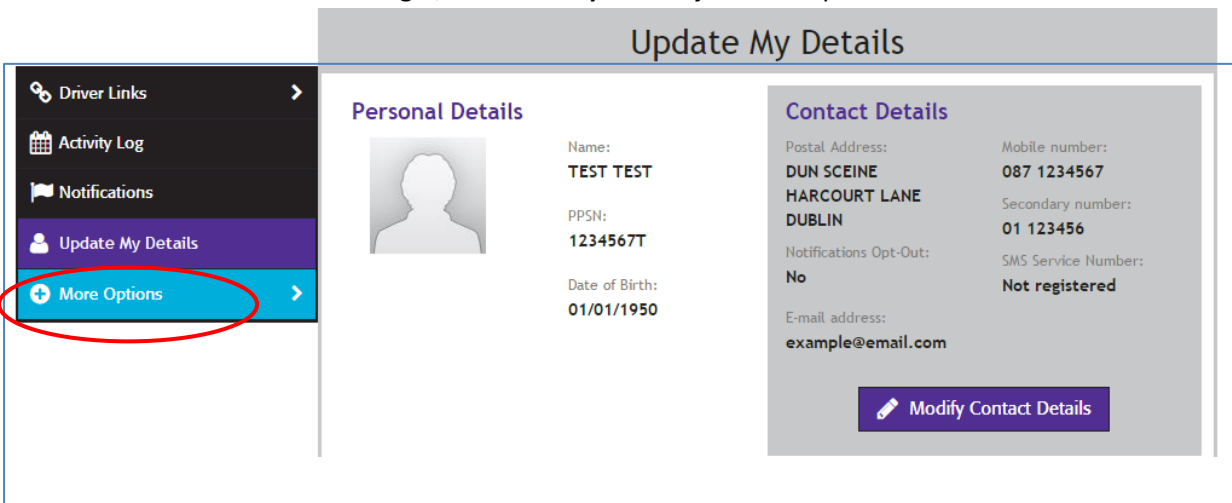
To register you will need your account registration number. If you do not have it to hand, please call the **SPSV Information Line at 0818 064 000.**

How to disable postal or email notifications

In order to 'opt out' of receiving Driver Link notifications, you must log into your SPSV Online Services account.

If you cannot remember your login details, contact the SPSV Information Line at 0818 064 000.

1. From the first screen after login, select the **Update My Details** option from the left-hand menu.



Update My Details

Personal Details

Name: TEST TEST

PPSN: 1234567T

Date of Birth: 01/01/1950

Contact Details

Postal Address: DUN SCEINE HARCOURT LANE DUBLIN

Mobile number: 087 1234567

Secondary number: 01 123456

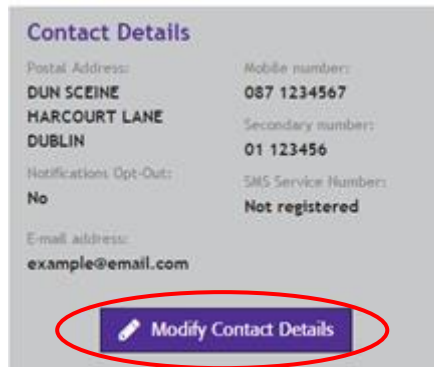
Notifications Opt-Out: No

SMS Service Number: Not registered

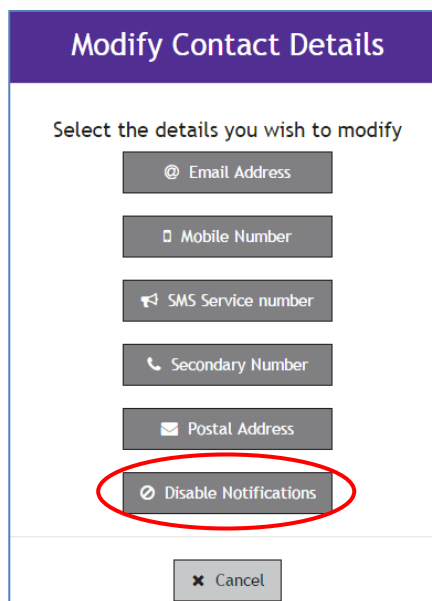
E-mail address: example@email.com

Modify Contact Details

2. Click on the **Modify Contact Details** option in the Contact Details section.



3. Click on **Disable Notifications**.



4. At this stage you will be requested to confirm that you wish to discontinue receiving email notifications. To complete the process, click on **Yes I wish to self-monitor**.



You can change your mind and choose to 'opt in' to begin receiving email notifications again at any time.

Note that SPSV notificaitons are no longer sent by post. This was discontinued on 1 September 2016. If you do not receive notifications currently, but do not wish to register with SPSV Online Services, you can provide us with an email address on the **SPSV Information Line at 0818 064 000**.