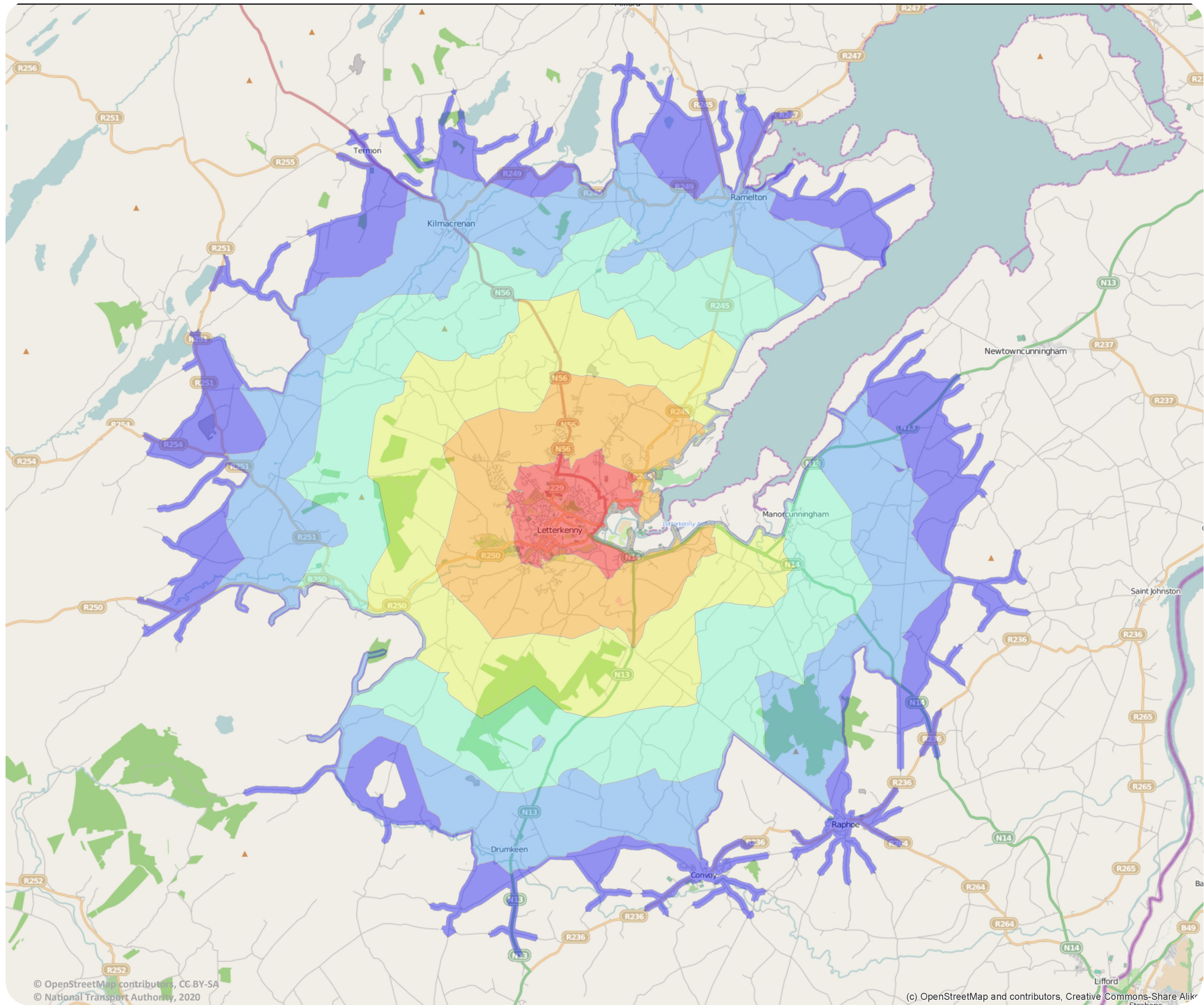




# ATU - Letterkenny Cycle Times






For more information visit:  
[www.smartertravelcampus.ie](http://www.smartertravelcampus.ie)

## Plan your Journey by Public Transport & Bike

[TFI Journey Planner](#) offers door-to-door information for all journeys in Ireland, including journeys on bike and by all modes of public transport.


TFI Journey Planner provides information on the optimal cycling routes based on individual cycling ability.

### APPROX. CYCLE TIME Minutes

	10		40
	20		50
	30		60







## Plan your Journey by Public Transport & Bike

[TfI Journey Planner](#) offers door-to-door information for all journeys in Ireland, including journeys on foot and by all modes of public transport.

**APPROX. WALK TIME**  
Minutes

