



NTA Mystery Passenger Survey

Go-Ahead Ireland - Outer Dublin Metropolitan Area (ODMA)

2022 Quarter 2

Contents:

- Background to Research
- Section 1 Bus Equipment Performance
- Section 2 Bus Driver Performance
- Section 3 Cleanliness Performance - Bus Cleanliness
- Section 4 Customer Information Performance
- Appendix

Research Background:

This research programme monitors service, quality and compliance with contractual Dublin Bus requirements through “mystery shopping” surveys, to measure key aspects of service delivery. This mystery shopping programme was designed to provide robust and actionable data to the National Transport Authority to measure the overall service performance of Dublin Bus through the eyes of its ‘customers’.

155 mystery shops were conducted during Quarter 2 with mystery shoppers acting as passengers while waiting for and on board selected Go Ahead ODMA routes. A broad spread of bus routes were covered across different days of the week and times of the day.

The mystery shops were carried out by trained Ipsos assessors, all of whom have completed specific training and subsequent assessment. These assessors use mobile devices which enable both discreet and effective captures of location, bus and driver details at stops, when boarding, on board and after alighting buses.

2022 Quarter 2 took place between 28th March and 19th June 2022

The charts show the percentages of responses for each measure. The base sizes are marked with an asterisk.

Bus Equipment Performance

Contains questions relating to the following Bus Equipment Performance:

- Centre Doors
- Bus Ramps
- Information Displays / Audio Announcements
- Interior Lighting / On-board Temperature
- CCTV
- WIFI

Bus Equipment Performance

Bus Centre Doors

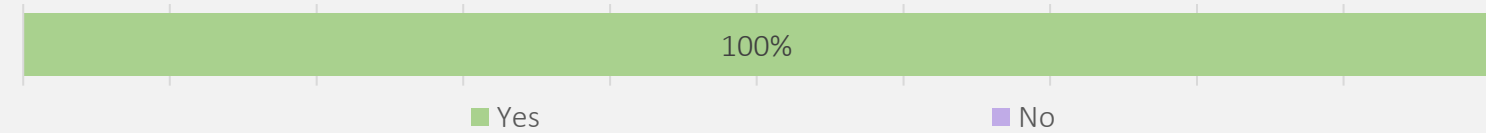
30A. When you were boarding the bus, did the driver open the centre doors for passengers who were getting off the bus? (IF YES TO CENTRE DOORS Q30/1) *103

2022 Q2



66. When alighting, did the driver open the centre doors for you to alight? (IF YES TO CENTRE DOORS Q30/1) *103

2022 Q2

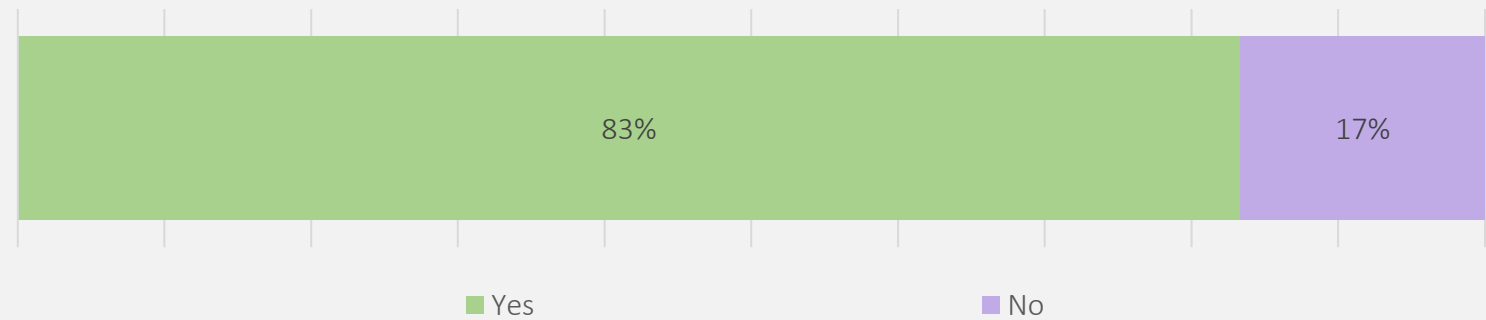


Bus Equipment Performance

Bus Ramp

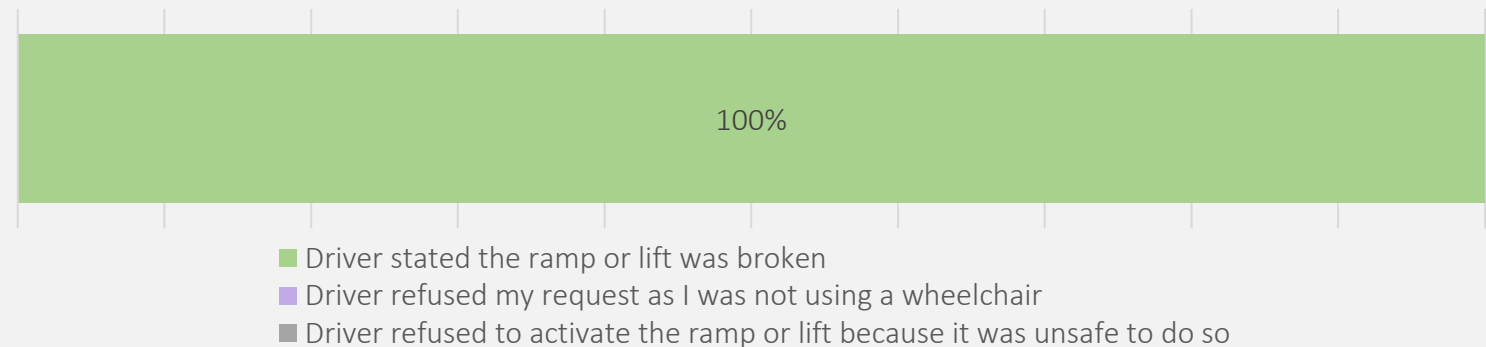
87A. Was the ramp activated upon your request? *6

2022 Q2



87B. If not activated, why was this? *1

2022 Q2

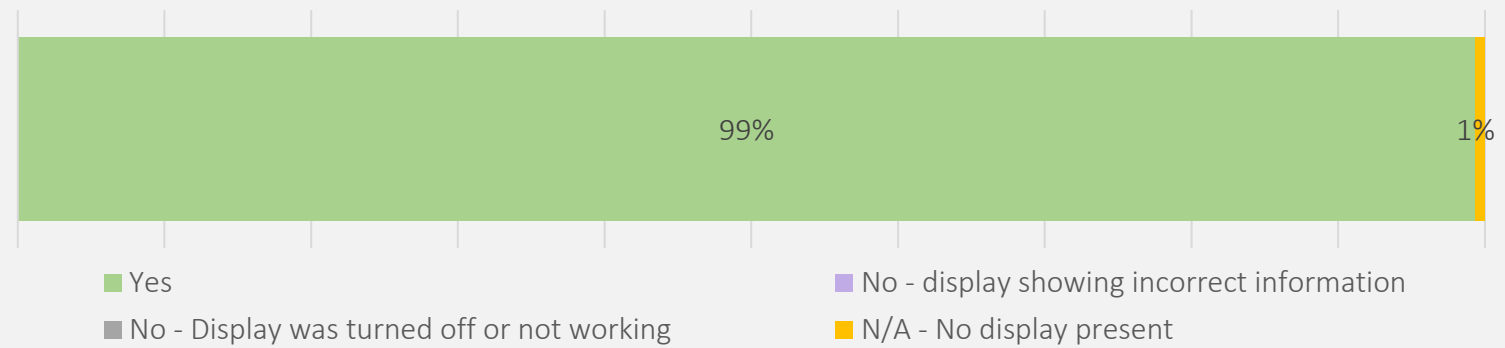


Bus Equipment Performance

Bus Electronic Board Performance

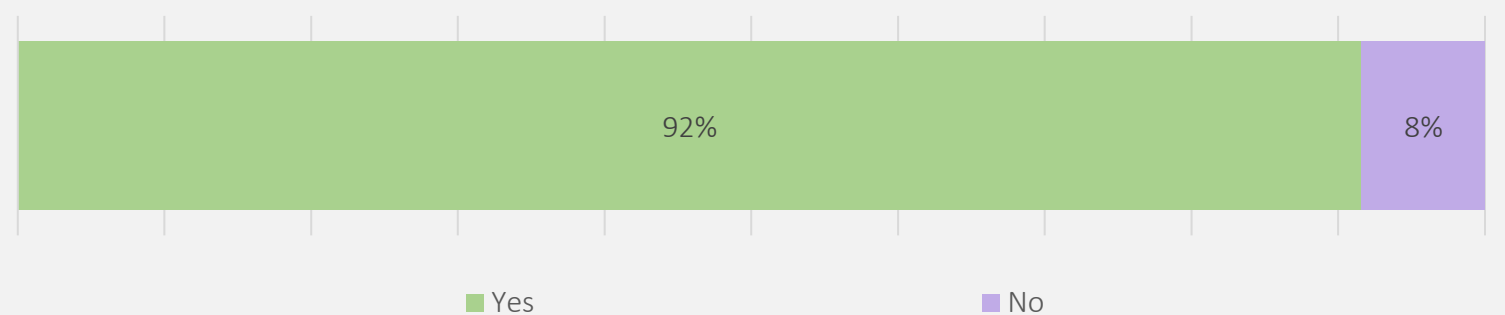
60. Was the information displayed on the electronic board showing correct 'next stop' information? *155

2022 Q2



61. Was there an automatic next stop audio announcement? *155

2022 Q2

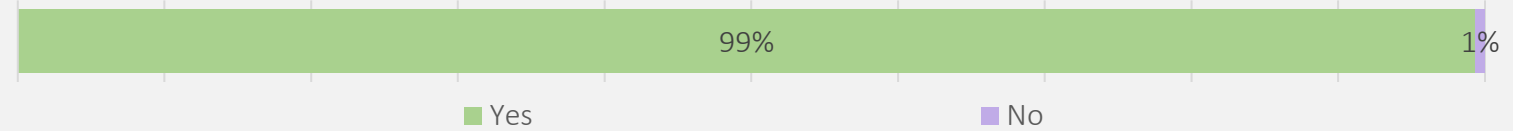


Bus Equipment Performance

Bus Route & Destination Display

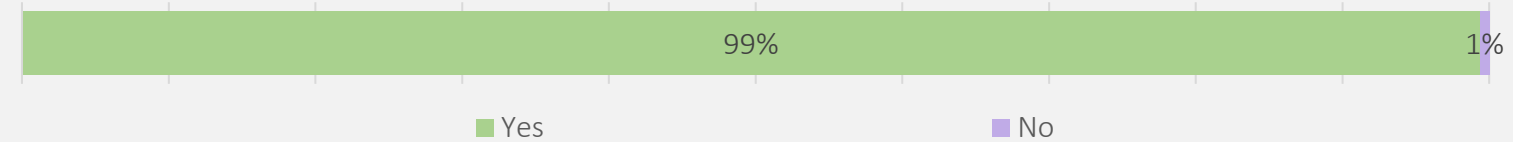
26. Was the route number displayed correctly on the front of the bus? *155

2022 Q2



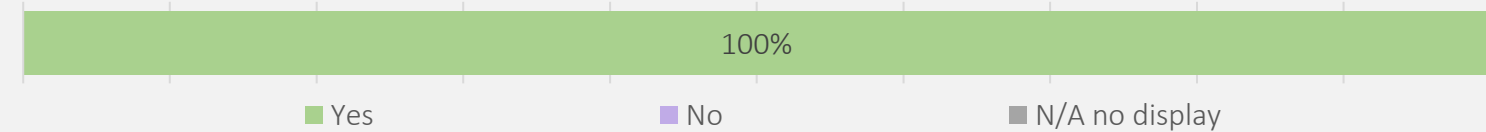
27. Was the destination displayed correctly on the front of the bus? *155

2022 Q2



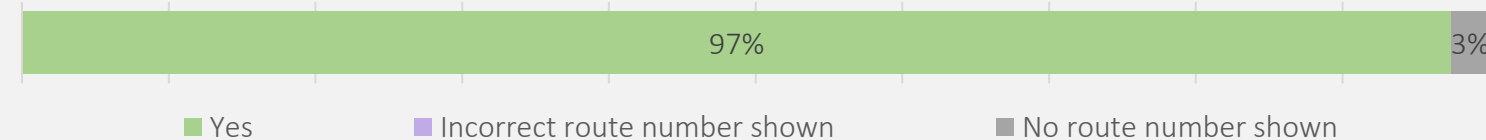
28. Was the route number displayed correctly on the side of the bus? *155

2022 Q2



69. Was the correct route number displayed on the back of the bus? *155

2022 Q2

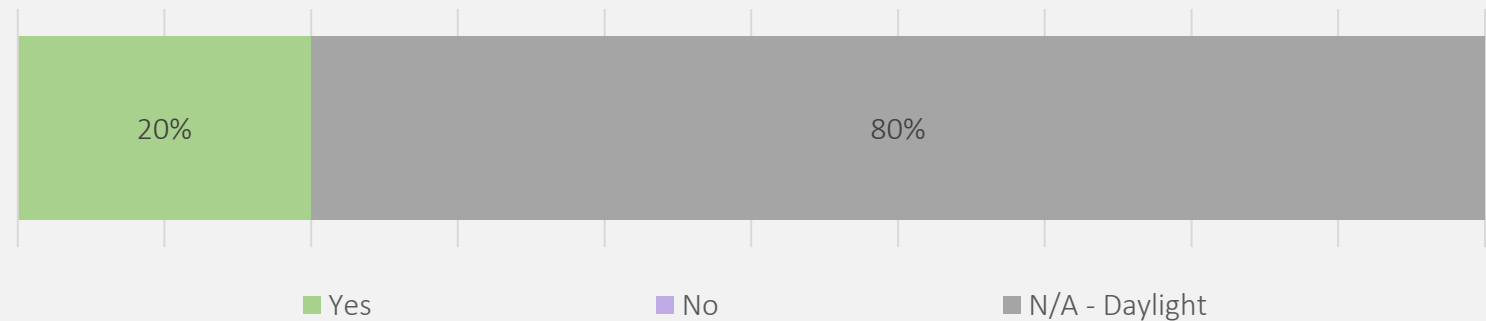


Bus Equipment Performance

Interior Lighting / On-Board Temperature


63. Was interior lighting on when required? If daylight, mark N/A. *155

2022 Q2



64. Did you consider the temperature on board the bus was appropriate given the weather conditions? *155

2022 Q2

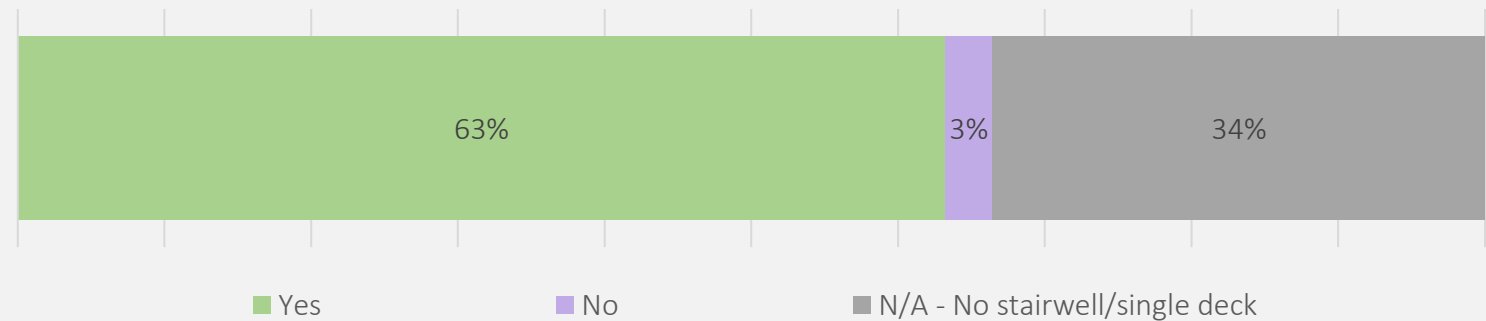


Bus Equipment Performance

Bus CCTV

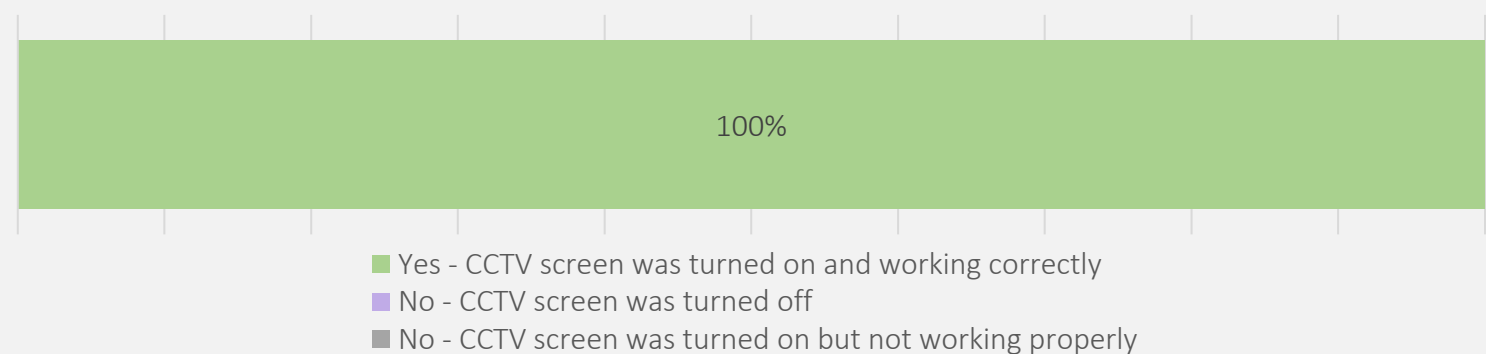
62. Was there a CCTV screen in stairwell on the bus? *155

2022 Q2



62A. Was the CCTV screen in the stairwell working correctly? *98

2022 Q2

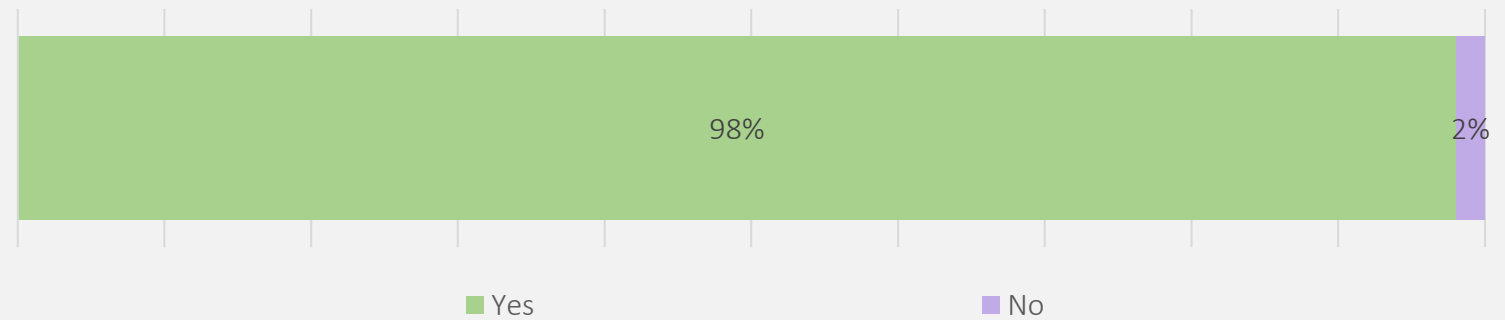


Bus Equipment Performance

On Board WIFI

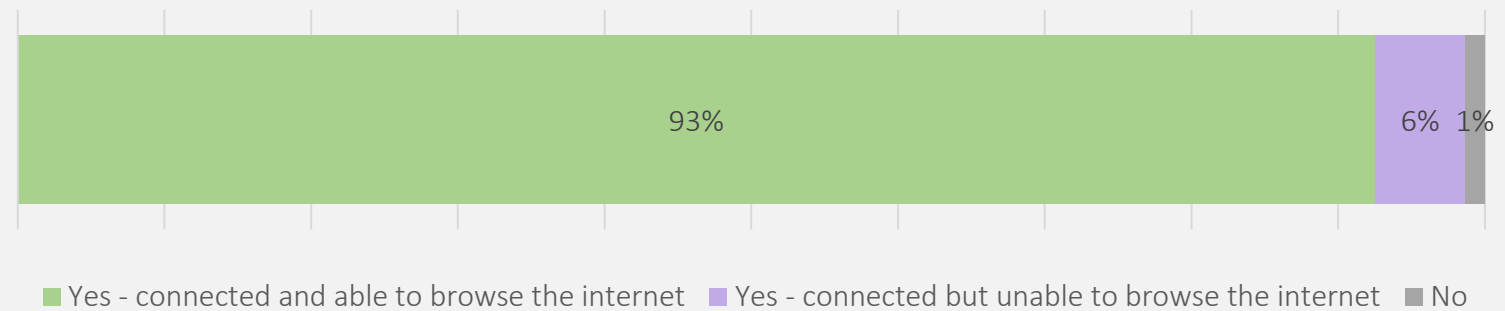
65. Was the operator Wi-Fi available on board the bus?
*154

2022 Q2



65A. Were you able to connect to the operator Wi-Fi network? *147

2022 Q2



Bus Driver Performance

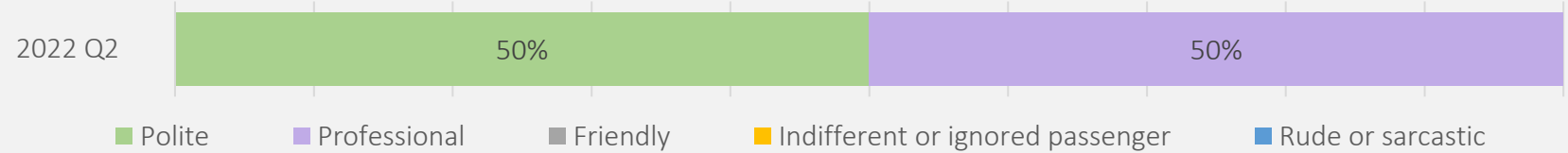
Contains questions relating to the following Bus Driver Performance:

- Driver Attitude
- Driver Presentation
- Bus Ride Quality
- Serving the Stop
- Other Driver Behaviours
- Route Diversion

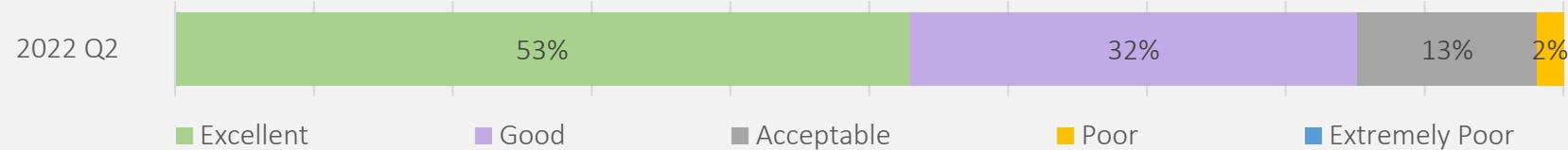
Bus Driver Performance

Driver Attitude

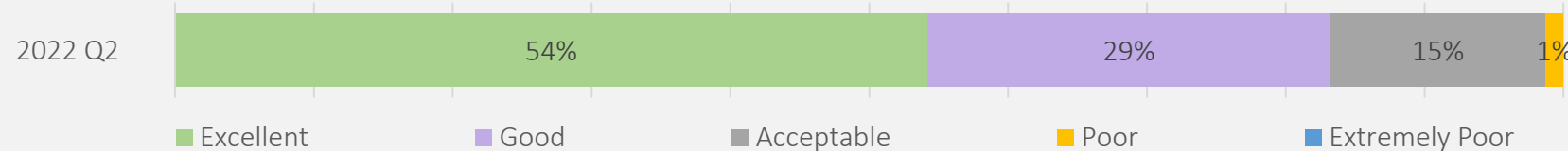
85A. How did the driver handle the situation?
(If yes to DRIVER DISPUTE Q85/2 to Q85/7) *2



33. What best describes the helpfulness of the driver?
*155



34. What best describes the politeness of the driver? *155

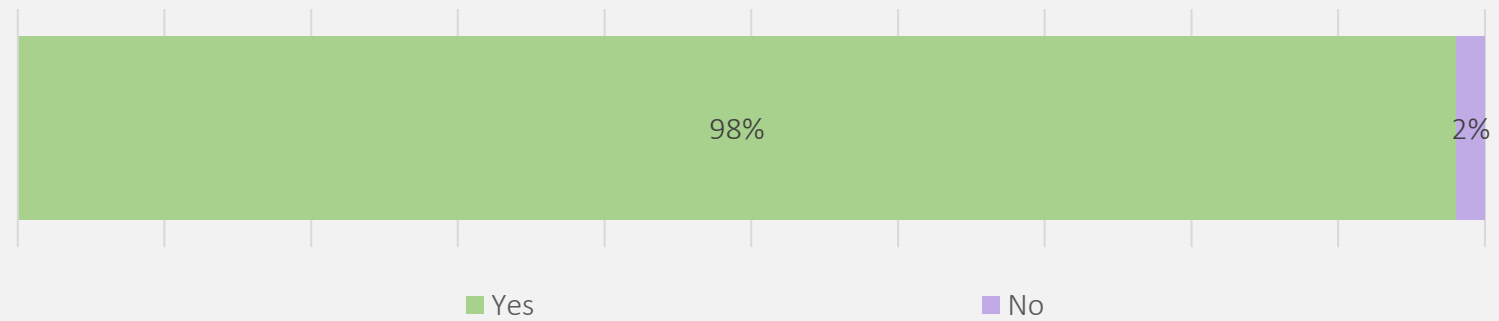


Bus Driver Performance

Driver Presentation


36. Was the driver wearing uniform? *155

2022 Q2



37. Was the driver well presented? *155

2022 Q2




Bus Driver Performance

Bus Ride Quality


76. How would you rate the smoothness of acceleration based on your journey overall? (ASK ALL) *155

2022 Q2




77. How would you rate the smoothness of braking based on your journey overall? *155

2022 Q2



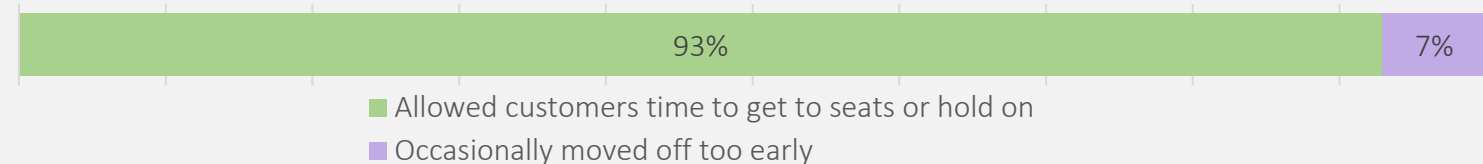
78. How would you rate the smoothness of steering based on your journey overall? *155

2022 Q2



79. Did the driver give passengers adequate time to find their seats or hold on when moving off? *155

2022 Q2

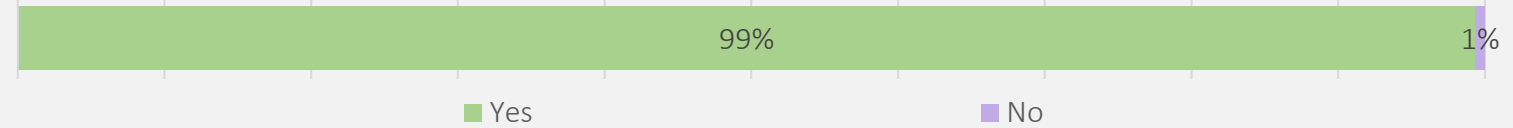


Bus Driver Performance

Serving the Stop

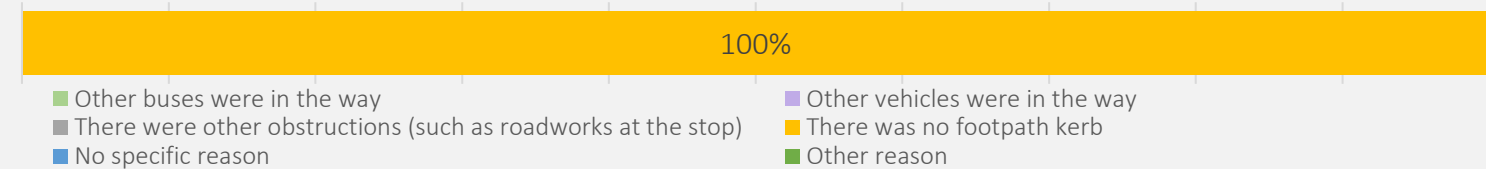
73. When you were getting off, did the bus pull up to the footpath kerb at the bus stop sufficiently to allow passengers board and alight from the bus without walking on the road? *155

2022 Q2



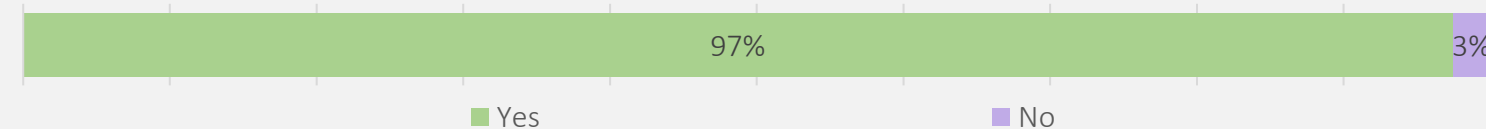
73A. Why did the bus not pull up to the kerb? *1

2022 Q2



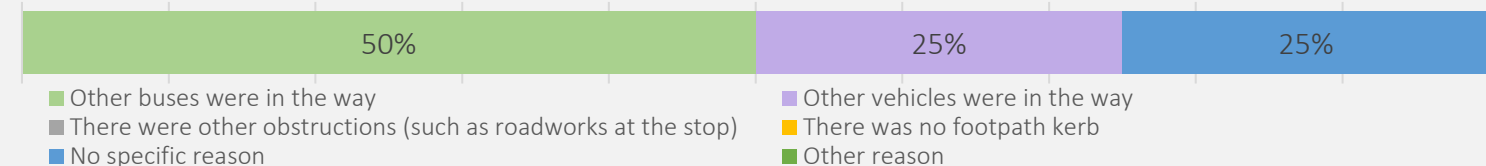
29. When you were getting on, did the bus pull up to the footpath kerb at the bus stop sufficiently to allow passengers board and alight from the bus without walking on the road? *155

2022 Q2



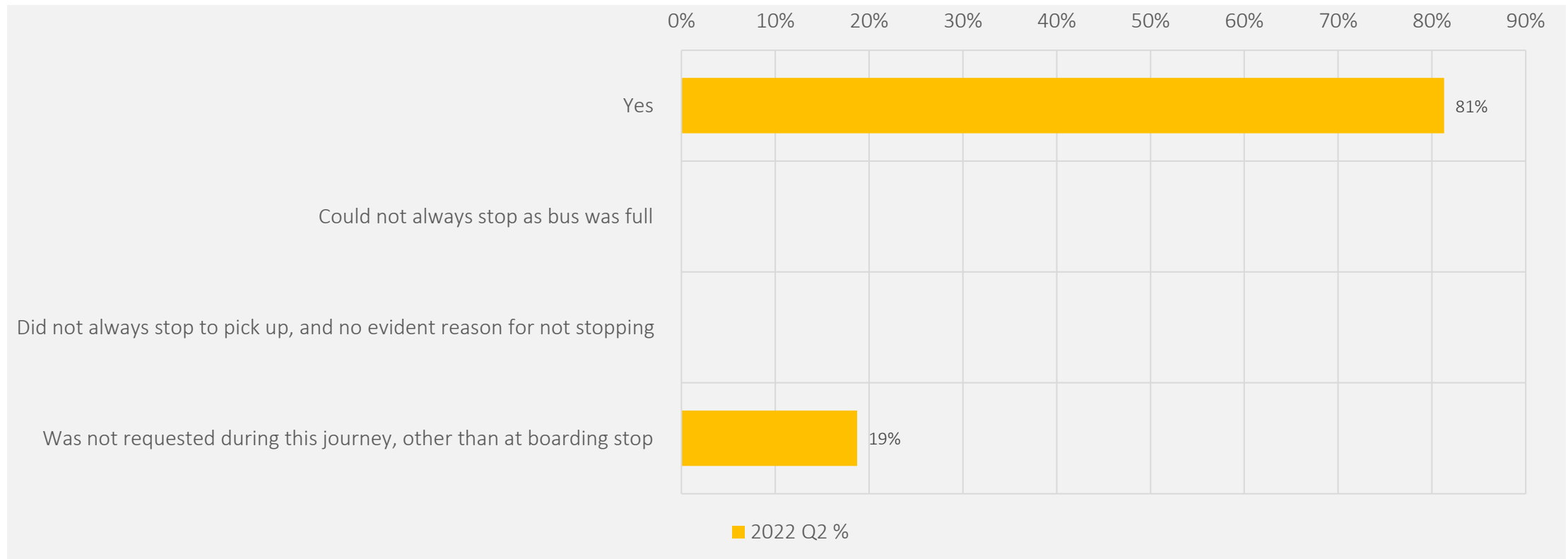
29A. Why did the bus not pull up to the footpath kerb? *4

2022 Q2



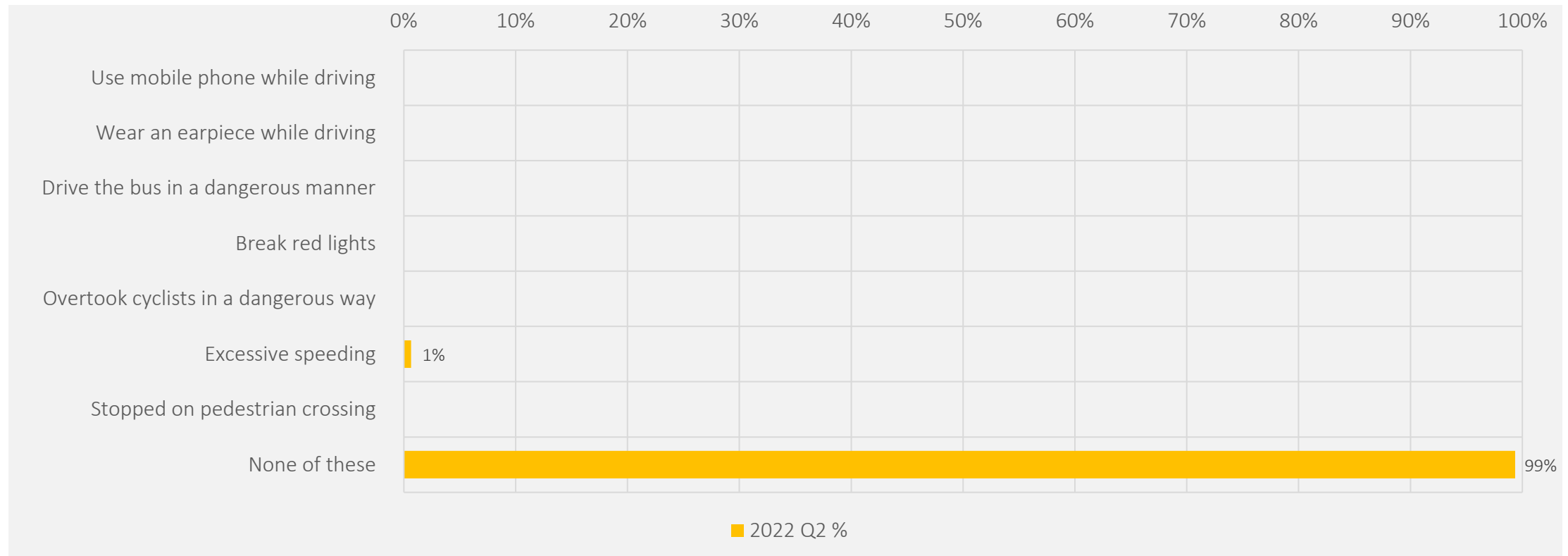
Bus Driver Performance

84. So far as you could tell, did the driver always stop to pick up passengers when requested? *155



Bus Driver Performance

80. Did the bus driver do any of the following while driving?
(NB Base size may be greater than the total number of assessments as one or more may be selected.) *155

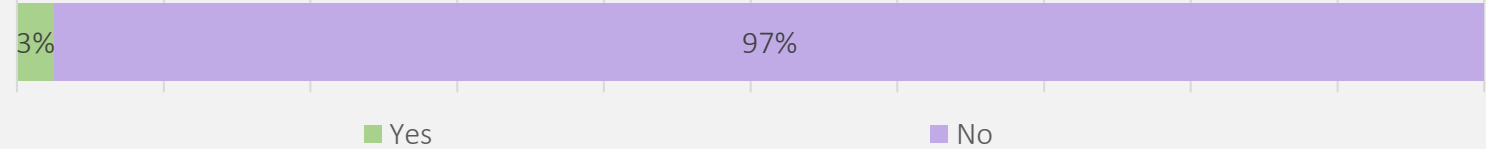


Bus Driver Performance

Other Driver Behaviours

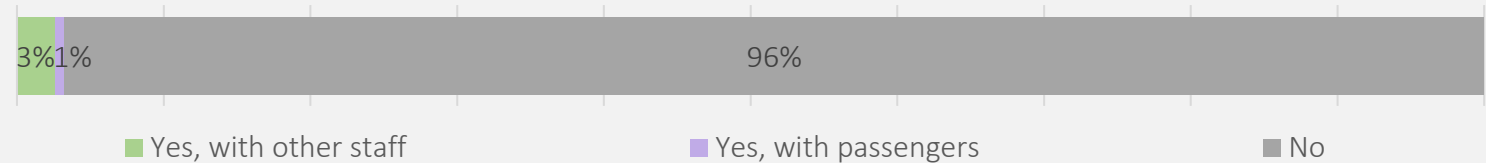
81. Did the driver listen to music or the radio whilst driving?
(Only relevant for city routes)
*155

2022 Q2



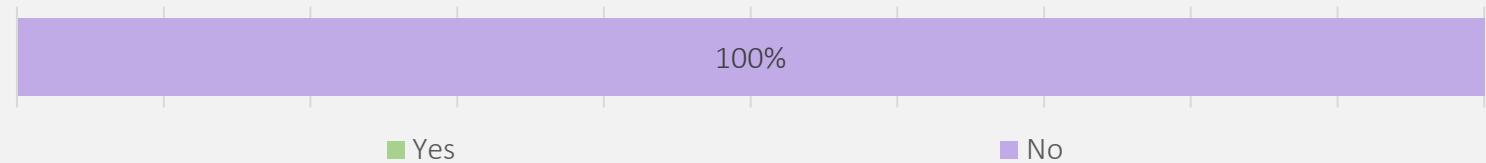
82. Did the driver hold long conversations with other people on the bus while driving? *155

2022 Q2



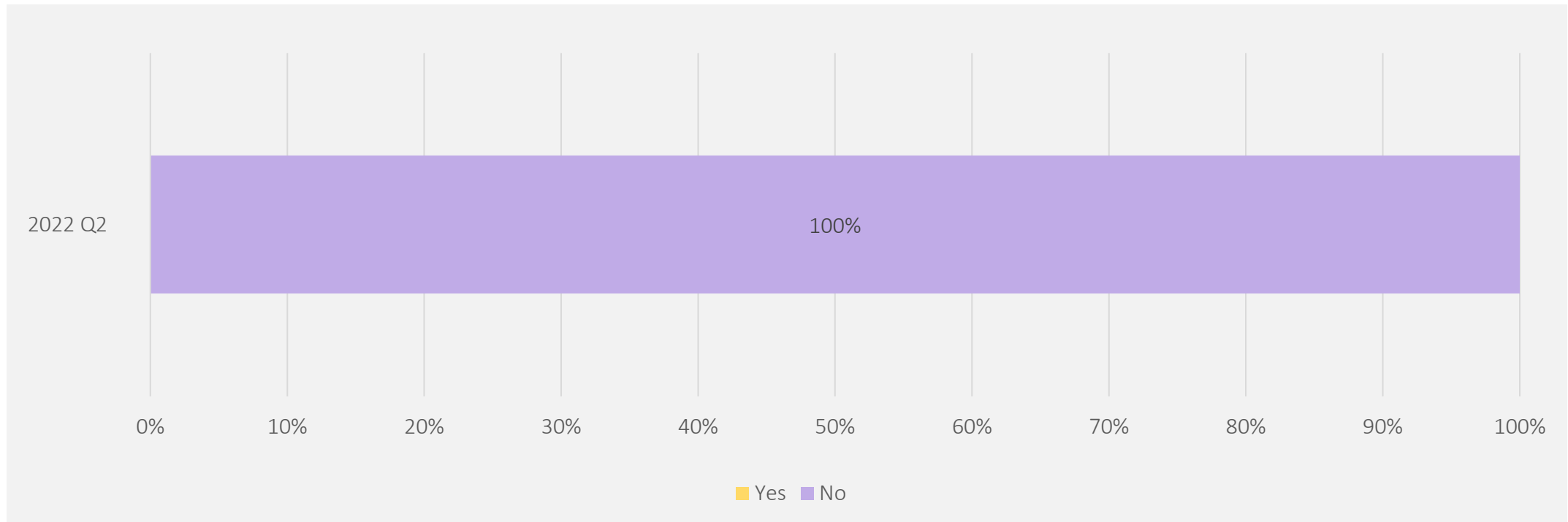
83. Did the driver leave the bus unattended at any time?
*155

2022 Q2



Bus Driver Performance

86. Did bus terminate early or divert off course? *155



Cleanliness Performance - Bus Cleanliness

Contains questions relating to the following Bus Cleanliness Performance:

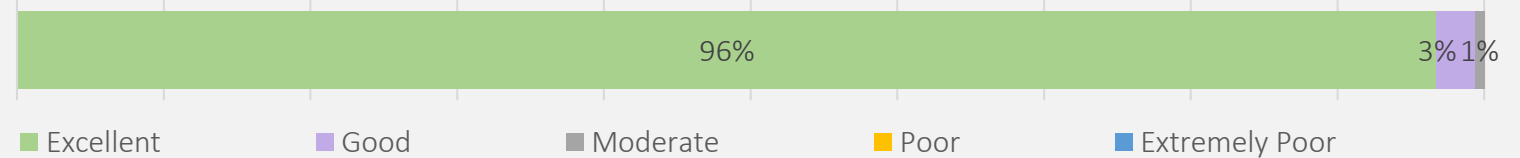
- Seat Cleanliness and Condition
- Floors and Stairs Cleanliness and Level of Litter
- Panels, Ceilings, Stairs and Other Fixtures and Fittings Cleanliness and Condition
- Window Cleanliness and Condition
- External Bus Cleanliness and Condition

Cleanliness Performance - Bus Cleanliness

Seat Cleanliness and Condition

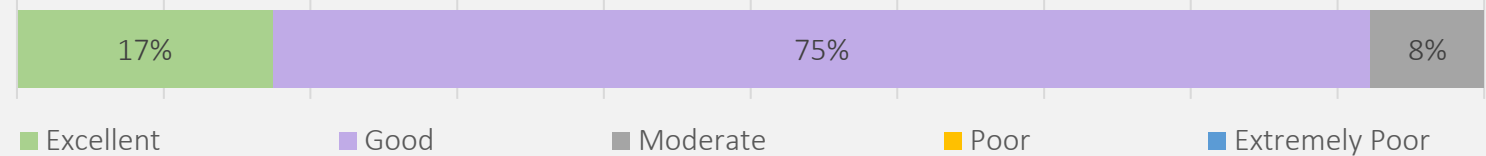
47. How would you best describe the level of non-scratched graffiti on seating? *155

2022 Q2



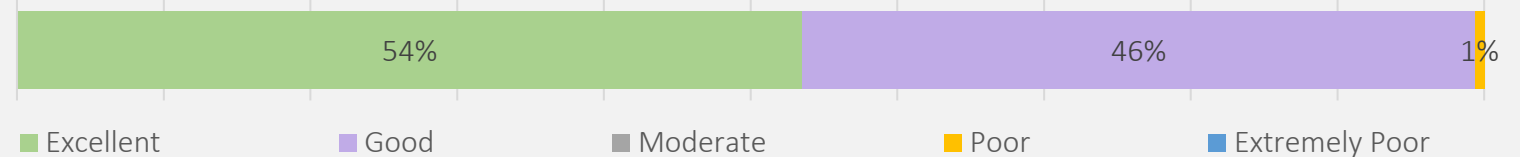
49. What best describes level of cleanliness of seat upholstery? *155

2022 Q2



50. What best describes the condition of the seat upholstery? *155

2022 Q2

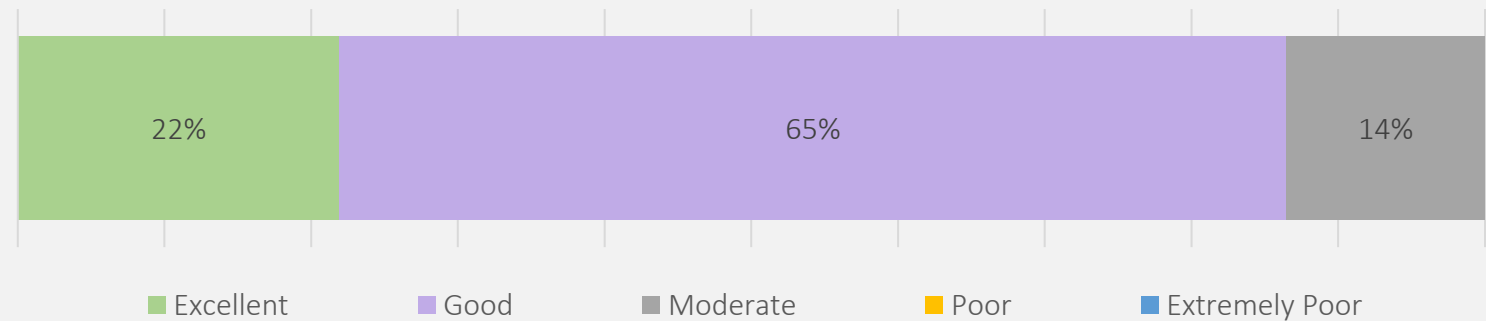


Cleanliness Performance - Bus Cleanliness

Floors and Stairs Cleanliness and Level of Litter

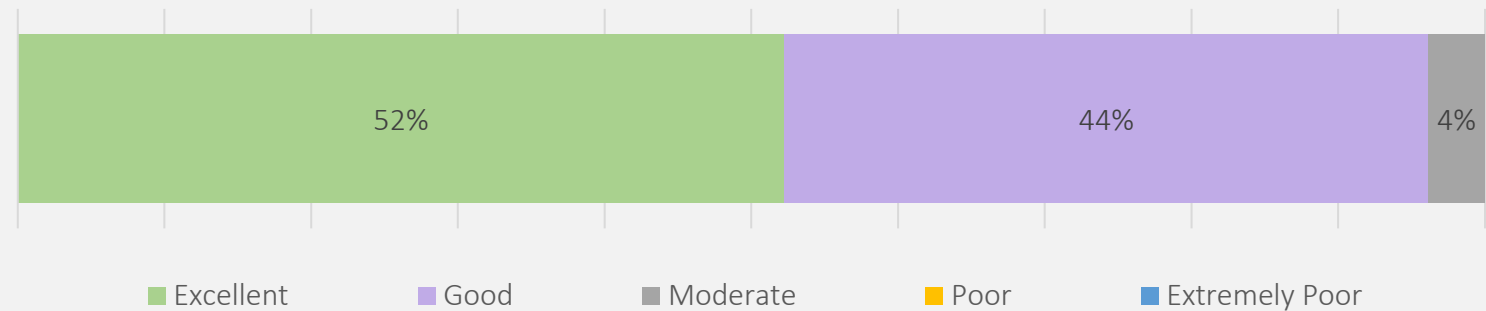
54. What best describes level of cleanliness of floors and stairs? *155

2022 Q2



55. What best describes level of litter of floors and stairs? *155

2022 Q2

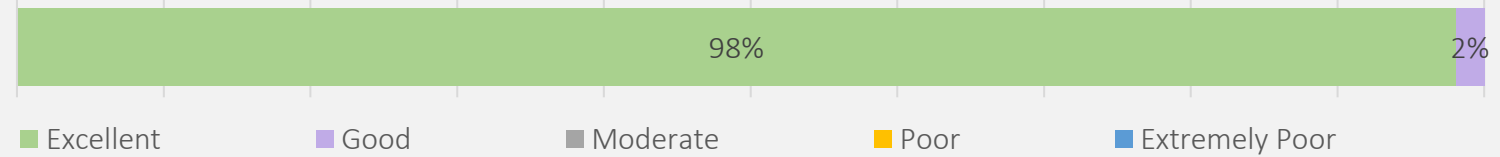


Cleanliness Performance - Bus Cleanliness

Panels, Ceilings, Stairs and Other Fixtures and Fittings Cleanliness

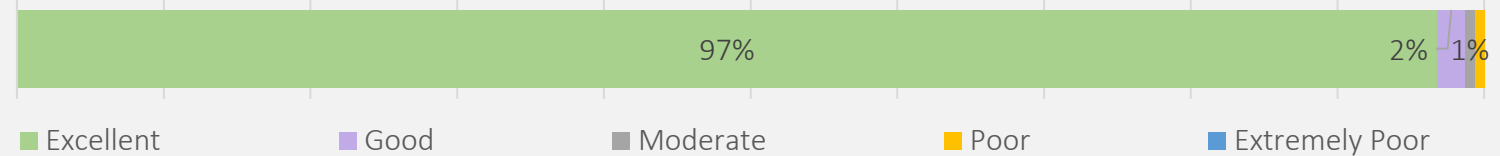
56. What best describes the level of non-scratched graffiti on panels, ceilings, stairs and other fixtures and fittings? *155

2022 Q2



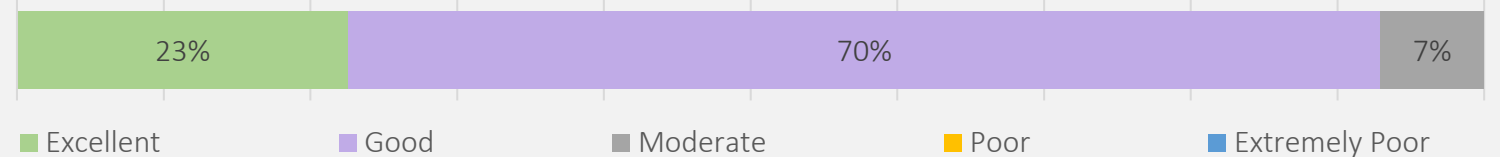
57. What best describes the level of etching on panels, ceilings, stairs and other fixtures and fittings? *155

2022 Q2



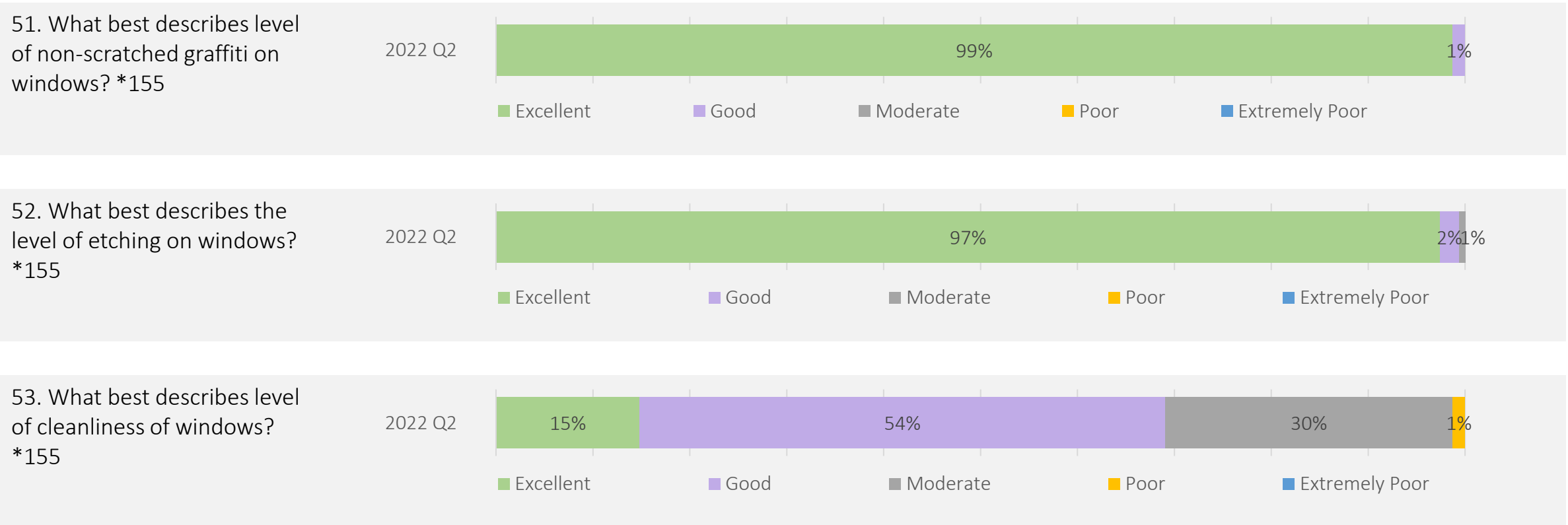
58. What best describes level of cleanliness of panels, ceilings and other fixtures and fittings? *155

2022 Q2



Cleanliness Performance - Bus Cleanliness

Window Cleanliness and Condition

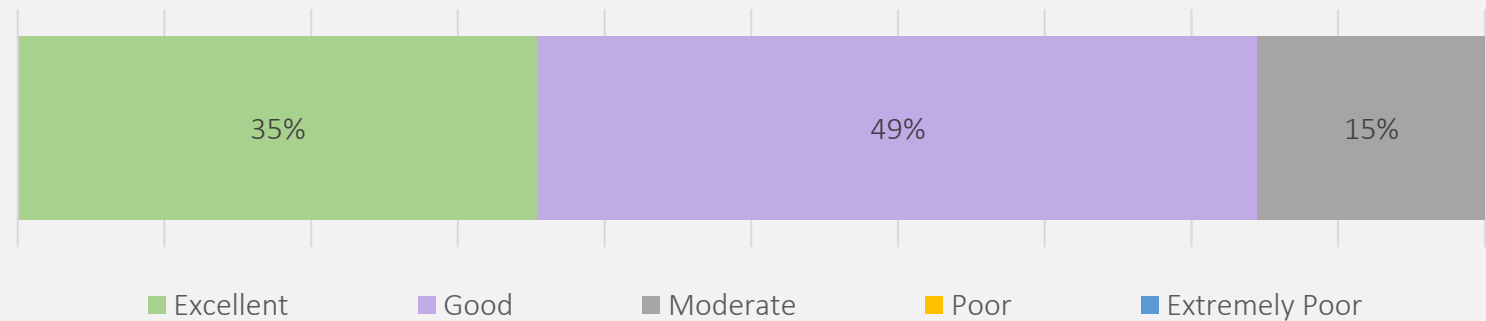


Cleanliness Performance - Bus Cleanliness

External Bus Cleanliness and Condition

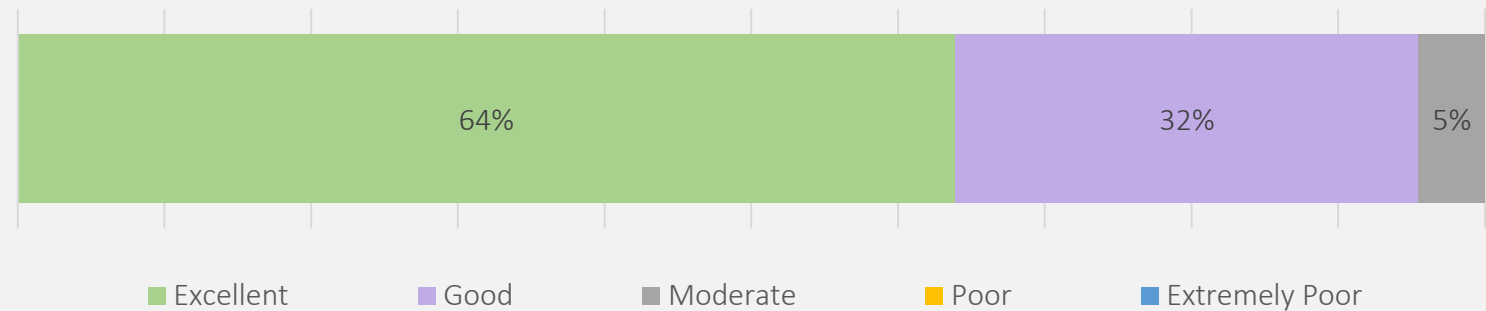
74. Please rate the overall external cleanliness of the bus
*155

2022 Q2



75. Please rate the overall external condition of the bus
*155

2022 Q2



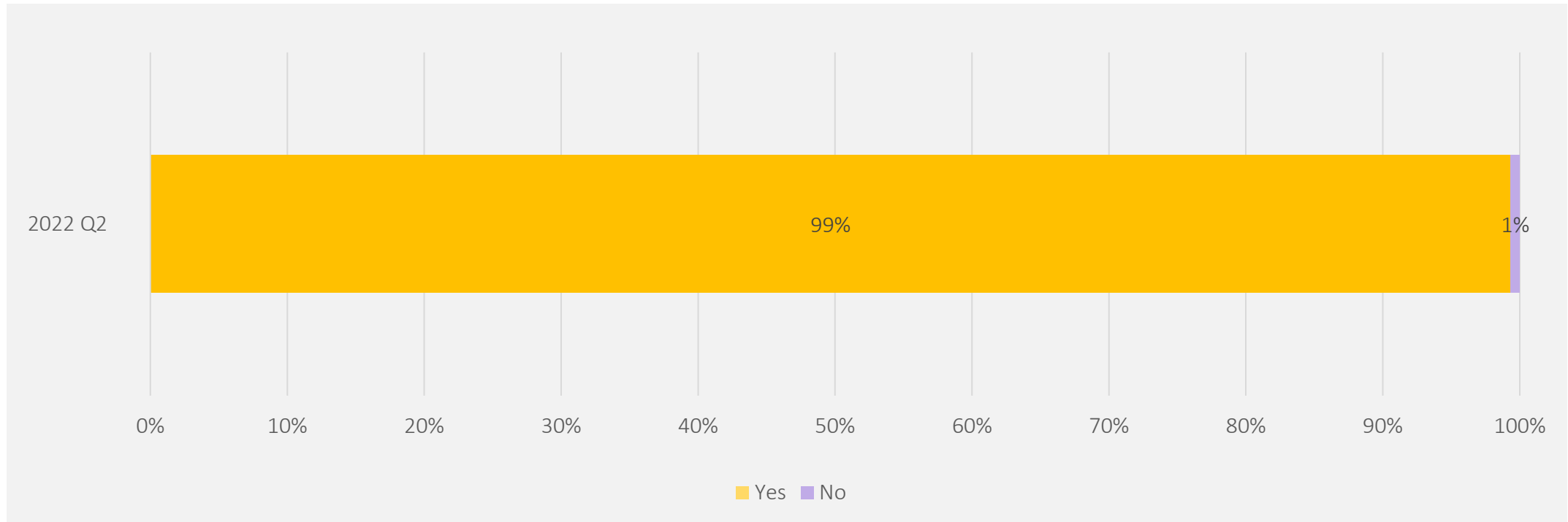
Customer Information Performance

Contains questions relating to the following Customer Information Performance:

- External Bus Customer Information Display

Customer Information Performance

31. Were the fares displayed clearly at the entrance? *155



Assessment measures

Questions referring to bus cleanliness, condition and graffiti all use a “five-point scale”. This is a scale that offers five response options starting with the most positive (Excellent) and ending with the most negative (Extremely Poor). The description for each of these scale points are listed below;

Cleanliness	Condition	Graffiti	Litter
Excellent - no evidence of dirt, dust, staining, marks or fluids	Excellent - no visible damage / wear and tear	Excellent - no sign of graffiti	Excellent - no litter whatsoever
Good - very little evidence of dirt, dust, staining, marks or fluids	Good - very little damage / wear and tear	Good - a very small amount of graffiti	Good - very small amount of litter
Moderate - some evidence of dirt, dust, staining, marks or fluids building up	Moderate - some damage / wear and tear, but not in need of repair	Moderate - some evidence of graffiti	Moderate - litter beginning to build up
Poor - large amount of dirt, dust, staining, marks or fluids built up	Poor - large amount of damage, non-urgent attention recommended	Poor - a large amount of graffiti	Poor - large amounts of litter
Extremely Poor - extensive amount of dirt, dust, staining, marks or fluids built up	Extremely Poor - extensive damage, repair urgently needed	Extremely Poor - very heavy graffiti	Extremely Poor - very heavily littered