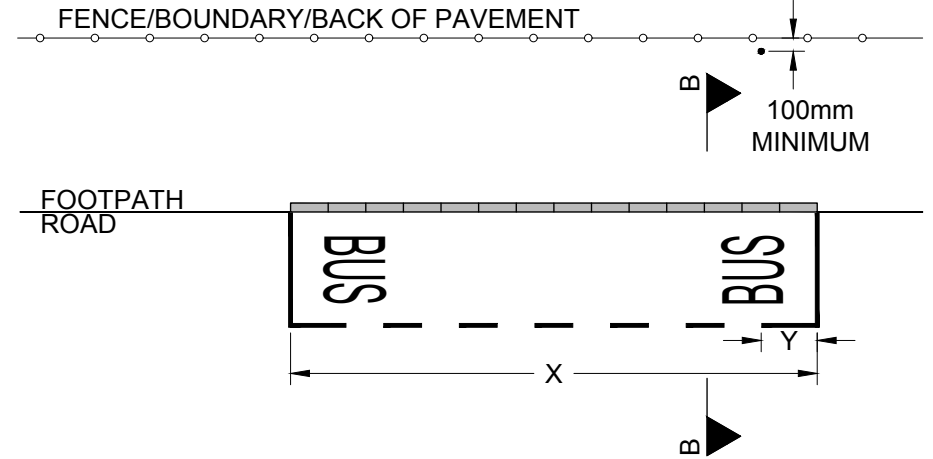
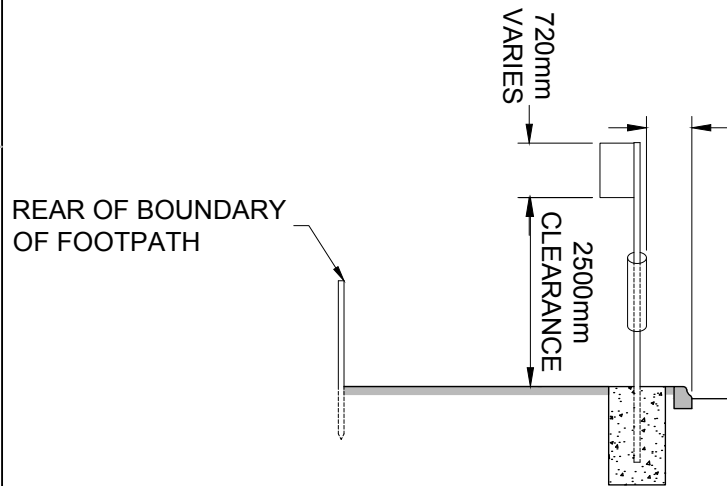


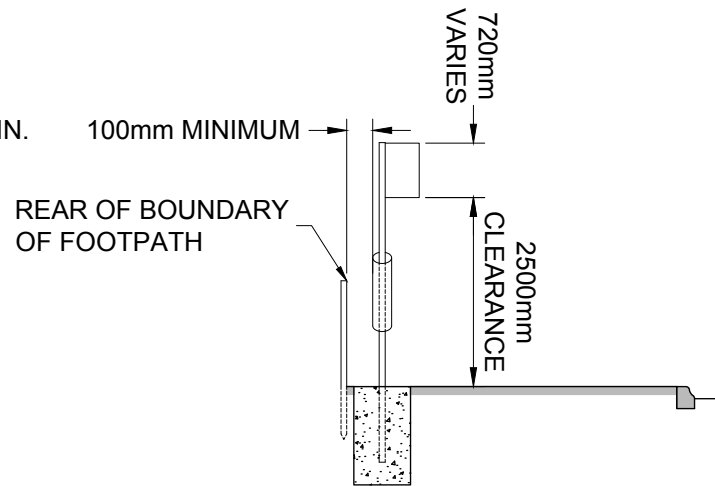
LAYOUT 1: BUS STOP POLE AT BACK OF KERB



LAYOUT 2: BUS STOP POLE AT BACK OF FOOTPATH



SECTION A-A



SECTION B-B

GENERAL NOTES:

1. LAYOUT 1 TO BE USED WHERE POSSIBLE, ALTERNATIVE LAYOUT 2 TO BE USED WHERE LAYOUT 1 IS NOT ACHIEVABLE.
2. NO PART OF THE BUS STOP POLE INCLUDING HEADPLATE & CAROUSEL SHALL BE CLOSER THAN 450mm FROM THE FRONT FACE OF THE KERB.
3. THE UNDERSIDE OF THE POLE HEADPLATE SHALL NOT BE WITHIN 2500mm OF THE FOOTPATH LEVEL.
4. WHERE LAYOUT 2 IS USED, THE POLE SHALL BE POSITIONED SO THAT THE CAROUSEL IS FREE TO ROTATE 360° ON THE POLE & A MINIMUM CLEARANCE OF 100mm IS PROVIDED BETWEEN THE CAROUSEL & ANY FIXED FEATURE OR BOUNDARY WALL.
5. THIS DRAWING IS TO BE READ IN CONJUNCTION WITH THE WORKS REQUIREMENTS & SPECIFICATION.
6. DIMENSIONS "X" AND "Y" WILL BE BASED ON SITE CONTEXT AND BUS TYPE AS PER NTA BUS STOP GUIDANCE.



National Transport Authority
Design Section
Dún Scéine
Harcourt Lane
Dublin 2

Údarás Náisiúnta Iompair
An Rannóg Deartha
Dún Scéine
Lána Fhearchair
Baile Átha Cliath 2

T. +353 1 881 8300 (Main switch)

Title

**BUS STOP - NEW POLE LOCATION
TYPICAL DETAIL**

JG	GR	F'OD	JULY 2019
Drm	Chk'd	App'd	Date of Issue

Documentation Set	Drawing File Number	Rev
STANDARDS	NTA-SCD-4005	01