



NTA Mystery Passenger Survey Dublin Metropolitan Area Bus 2023 Quarter 1

Contents:

- Background to Research
- Section 1 Bus Equipment Performance
- Section 2 Bus Driver Performance
- Section 3 Cleanliness Performance - Bus Cleanliness
- Section 4 Customer Information Performance
- Section 5 Bus Head Office
- Appendix

Research Background:

This research programme monitors service, quality and compliance with contractual Dublin Bus requirements through “mystery shopping” surveys, to measure key aspects of service delivery. This mystery shopping programme was designed to provide robust and actionable data to the National Transport Authority to measure the overall service performance of Dublin Bus through the eyes of ‘customers’.

601 mystery shops were conducted during Quarter 1 with mystery shoppers acting as passengers while waiting for and on-board selected Dublin Bus routes. A broad spread of bus routes were covered across different days of the week and times of the day. 10 Dublin Bus Head Office assessments were also completed and are included in the Quarter 1 data.

The mystery shops were carried out by trained Ipsos assessors. These assessors use mobile devices which enable both discreet and effective captures of location, bus and driver details at stops, when boarding, on-board and after alighting buses.

2023 Quarter 1 took place between 2nd January and 26th March 2023

The charts show the percentages of responses for each measure. The base sizes are marked with an asterisk.

Bus Equipment Performance

Contains questions relating to the following Bus Equipment Performance:

- Centre Doors
- Accessibility Ramps
- Information Displays / Audio Announcements
- Interior Lighting / On-board Temperature
- CCTV
- WIFI

Bus Equipment Performance

Bus Centre Doors

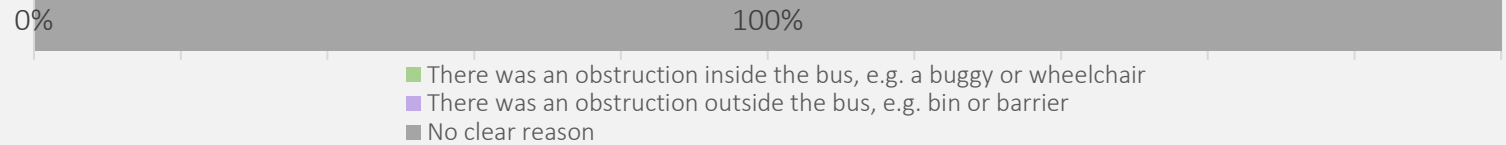
30A. When you were boarding the bus, did the driver open the centre doors for passengers who were getting off the bus? (IF YES TO CENTRE DOORS Q30/1) *534

2023 Q1



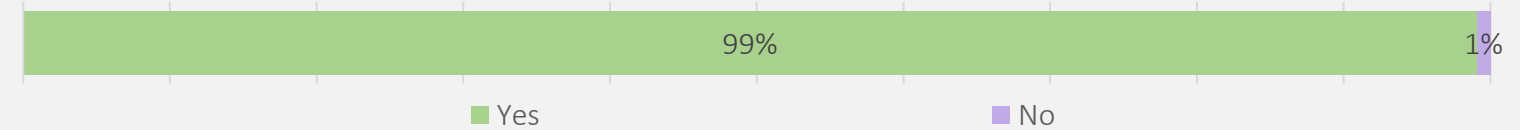
30B. If "No" What were the reasons? *2

2023 Q1



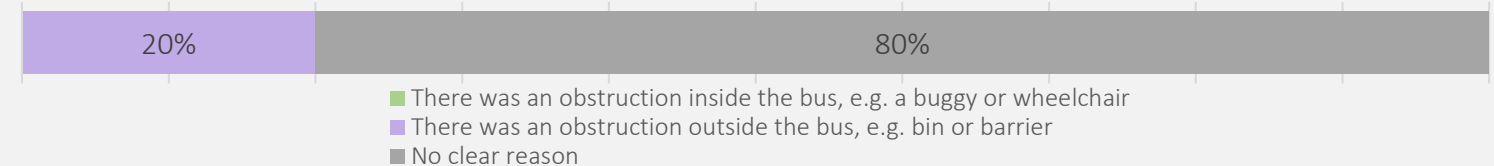
66. When alighting, did the driver open the centre doors for you to alight? (IF YES TO CENTRE DOORS Q30/1) *534

2023 Q1



66A. If "No" What were the reasons? *5

2023 Q1

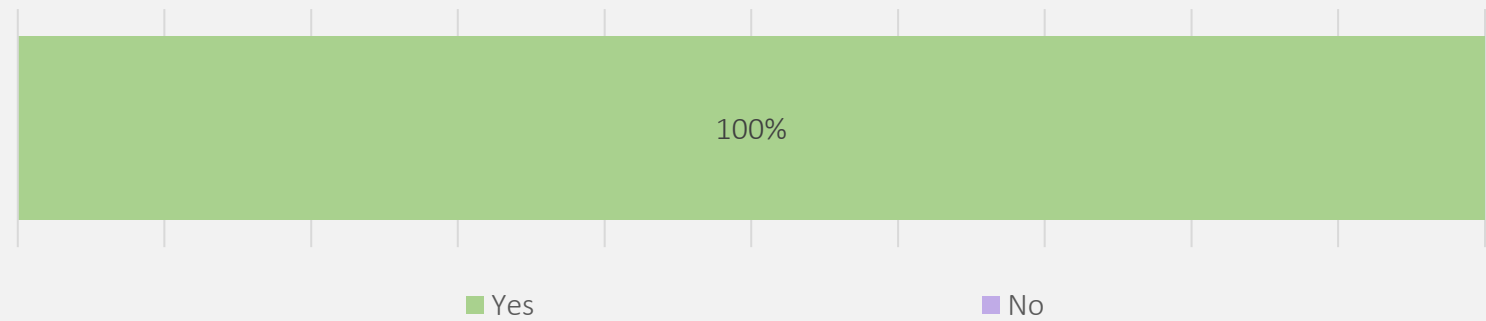


Bus Equipment Performance

Bus Accessibility Ramp

87A. Was the ramp or lift activated upon request? *1

2023 Q1

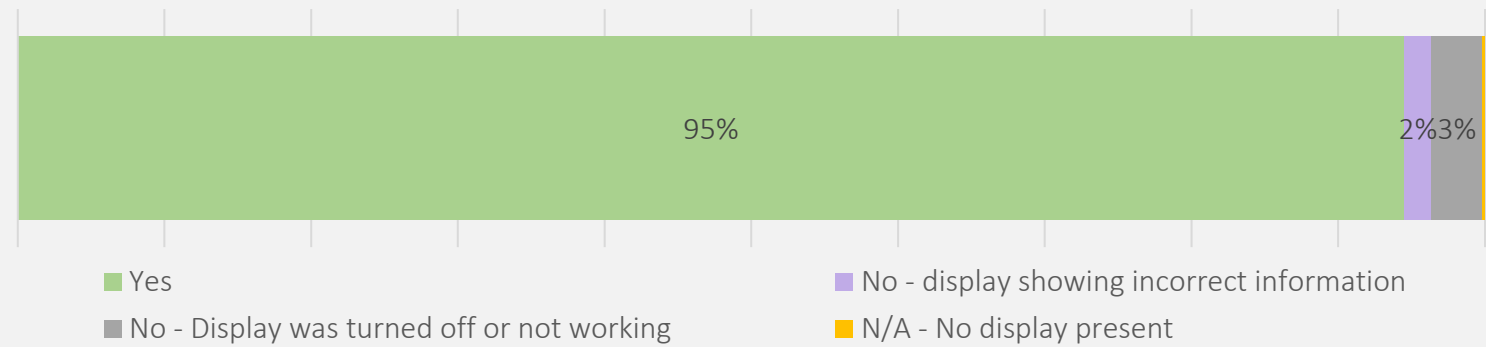


Bus Equipment Performance

Bus Electronic Board Performance

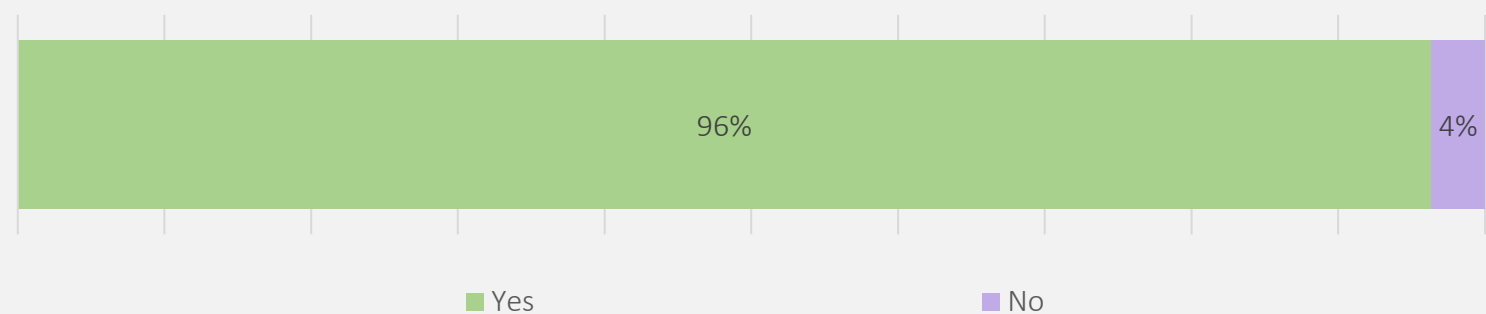
60. Was the information displayed on the electronic board showing correct 'next stop' information? *601

2023 Q1



61. Was there an automatic next stop audio announcement? *601

2023 Q1

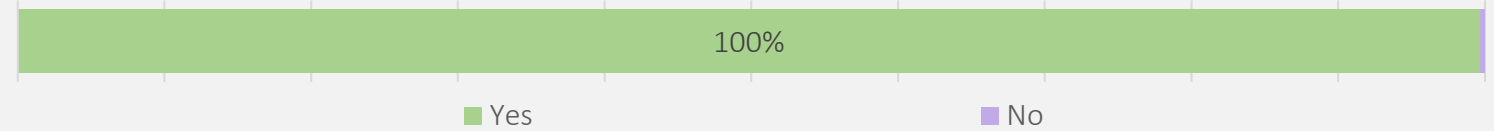


Bus Equipment Performance

Bus Route & Destination Display

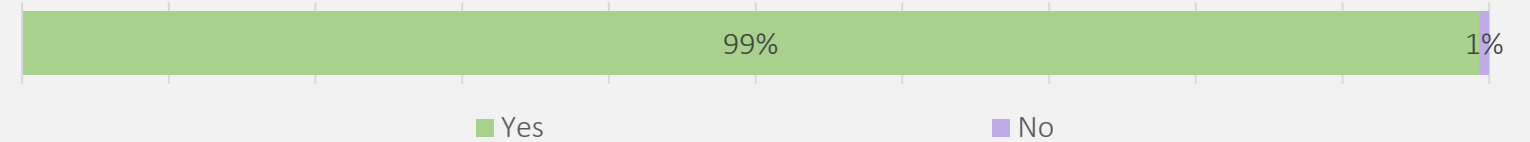
26. Was the route number displayed correctly on the front of the bus? *601

2023 Q1



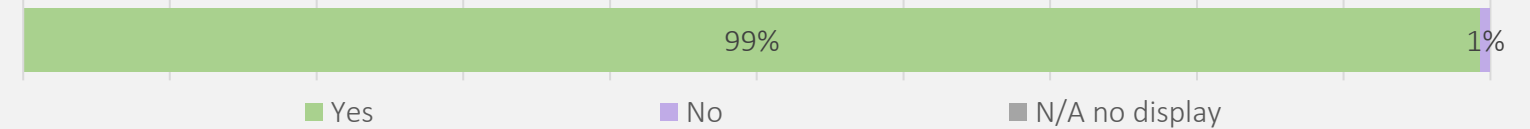
27. Was the destination displayed correctly on the front of the bus? *601

2023 Q1



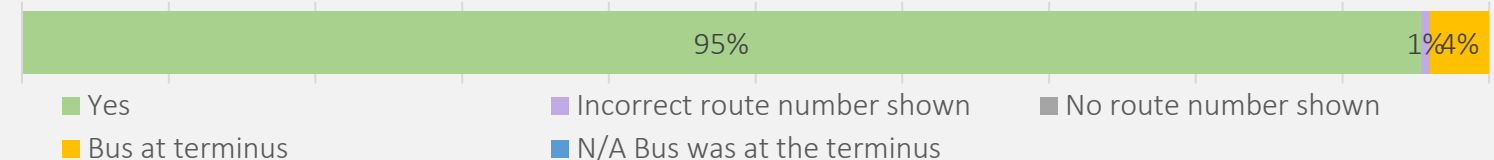
28. Was the route number displayed correctly on the side of the bus? *601

2023 Q1



69. Was the correct route number displayed on the back of the bus? *601

2023 Q1

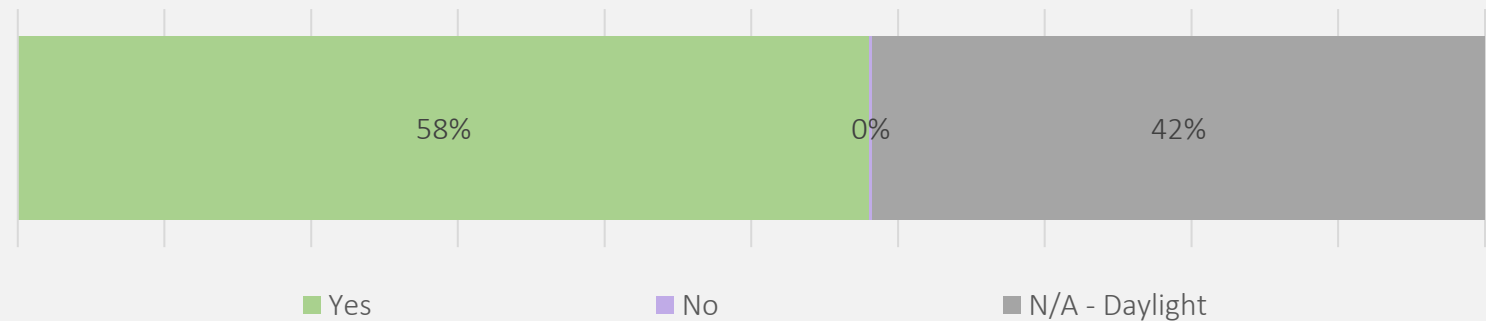


Bus Equipment Performance

Interior Lighting / On-Board Temperature

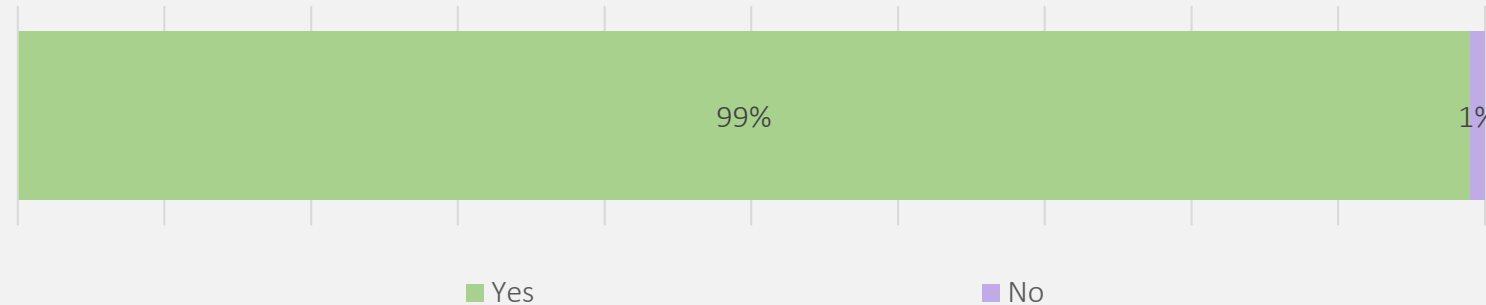
63. Was interior lighting on when required? If daylight, mark N/A. *601

2023 Q1



64. Did you consider the temperature on board the bus was appropriate given the weather conditions? *601

2023 Q1

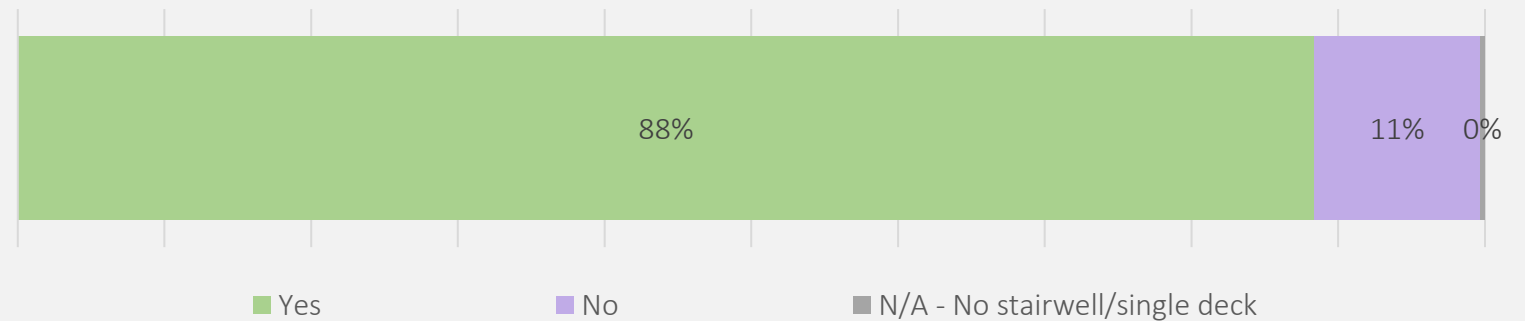


Bus Equipment Performance

Bus CCTV

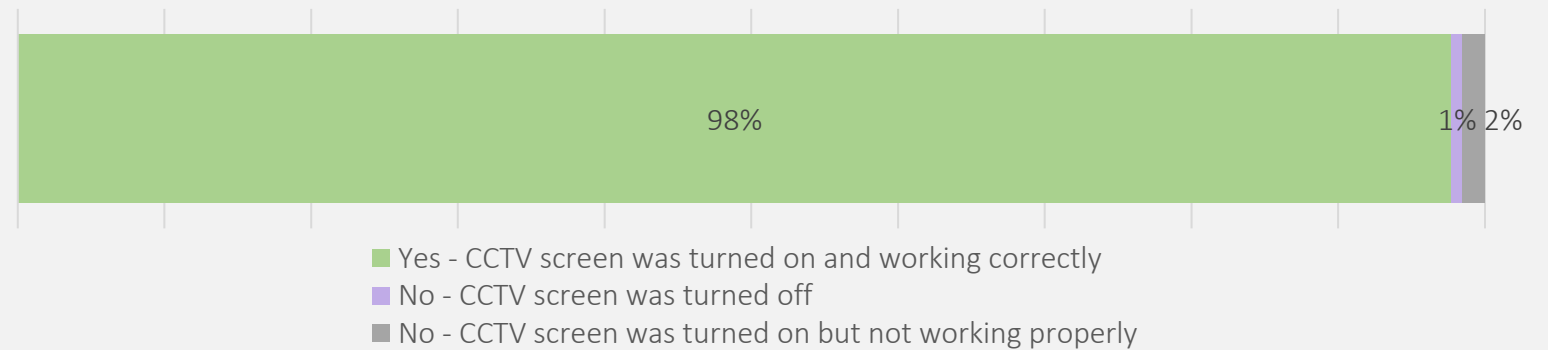
62. Was there a CCTV screen in stairwell on the bus? *601

2023 Q1



62A. Was the CCTV screen in the stairwell working correctly? *531

2023 Q1

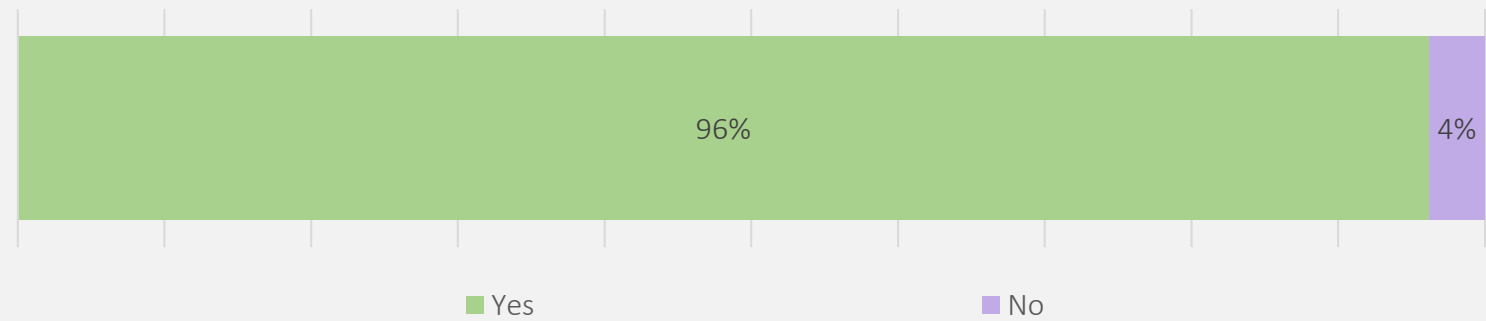


Bus Equipment Performance

On Board WIFI

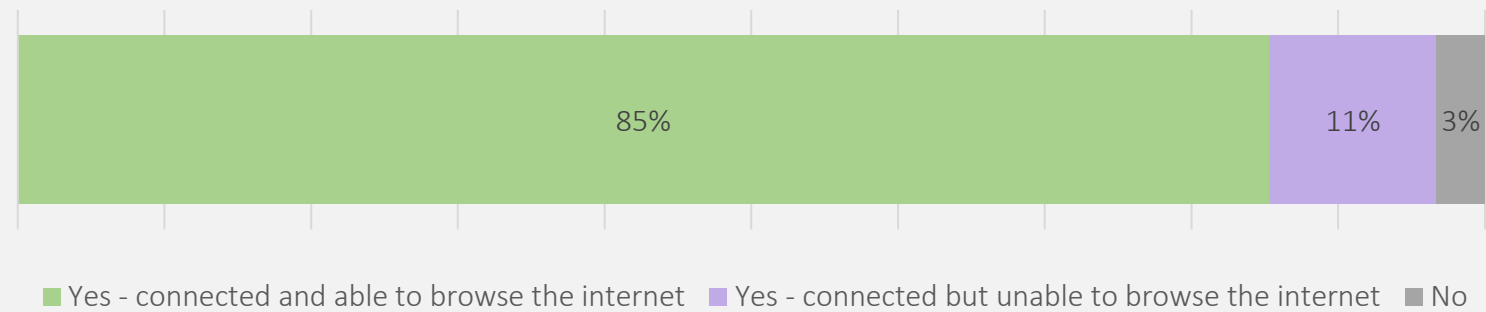
65. Was the operator Wi-Fi available on board the bus?
*601

2023 Q1



65A. Were you able to connect to the operator Wi-Fi network? *578

2023 Q1



Bus Driver Performance

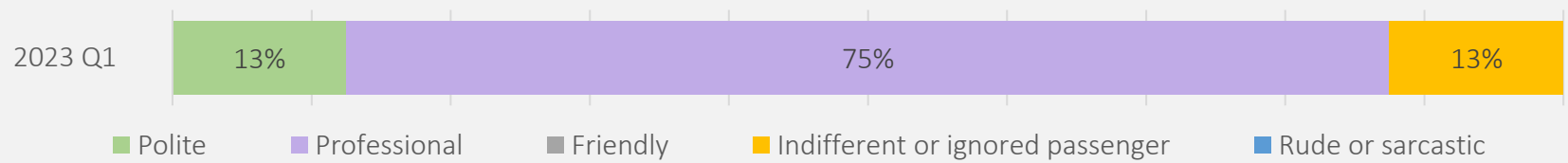
Contains questions relating to the following Bus Driver Performance:

- Driver Attitude
- Driver Presentation
- Bus Ride Quality
- Serving the Stop
- Other Driver Behaviours
- Route Diversion

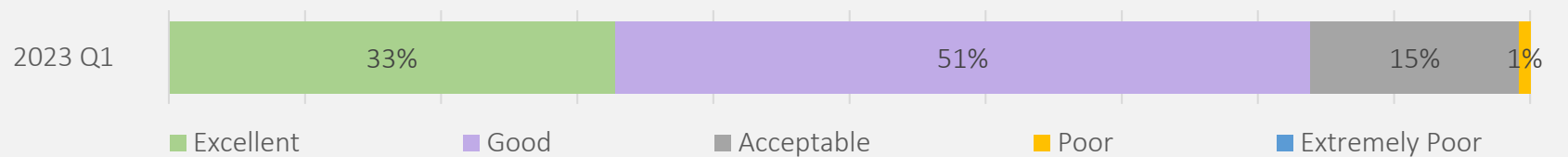
Bus Driver Performance

Driver Attitude

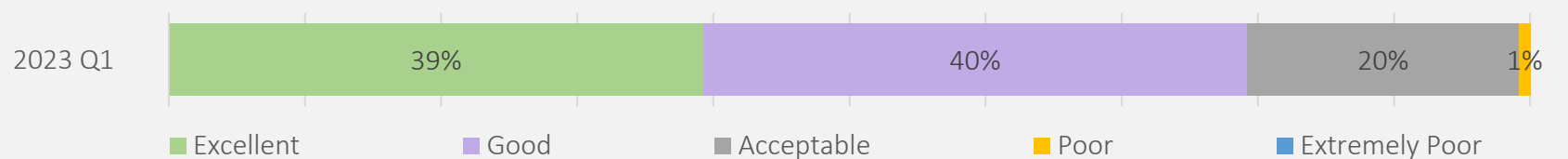
85A. How did the driver handle the situation?
(If yes to DRIVER DISPUTE Q85/2 to Q85/7) *8



33. What best describes the helpfulness of the driver?
*601



34. What best describes the politeness of the driver? *601

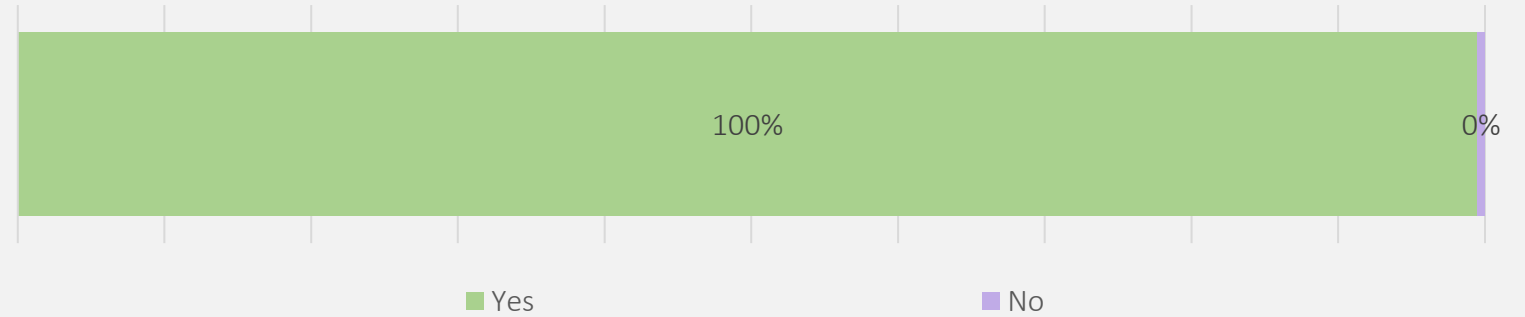


Bus Driver Performance

Driver Presentation

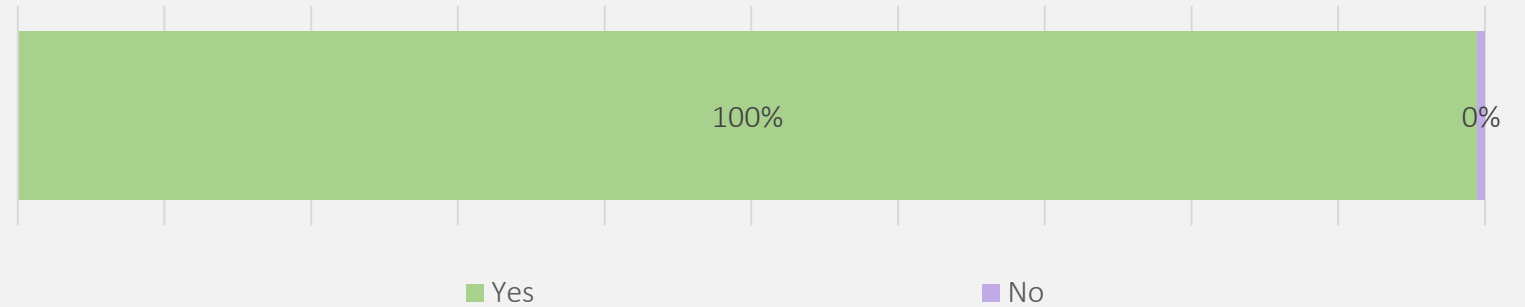
36. Was the driver wearing uniform? *601

2023 Q1



37. Was the driver well presented? *601

2023 Q1




Bus Driver Performance

Bus Ride Quality

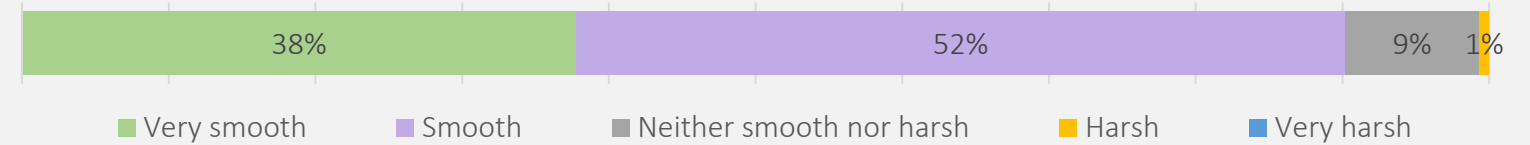
76. How would you rate the smoothness of acceleration based on your journey overall? (ASK ALL) *601

2023 Q1



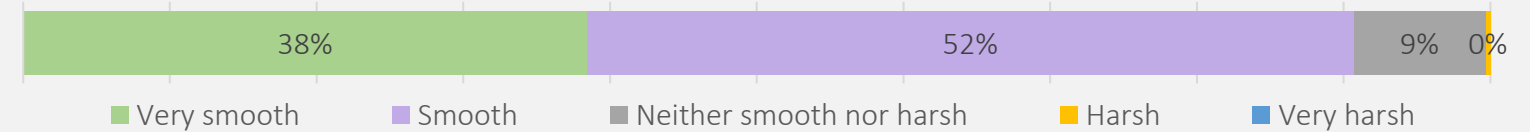
77. How would you rate the smoothness of braking based on your journey overall? *601

2023 Q1



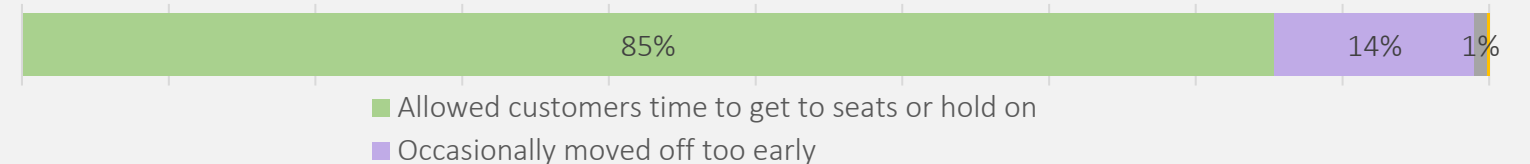
78. How would you rate the smoothness of steering based on your journey overall? *601

2023 Q1



79. Did the driver give passengers adequate time to find their seats or hold on when moving off? *601

2023 Q1

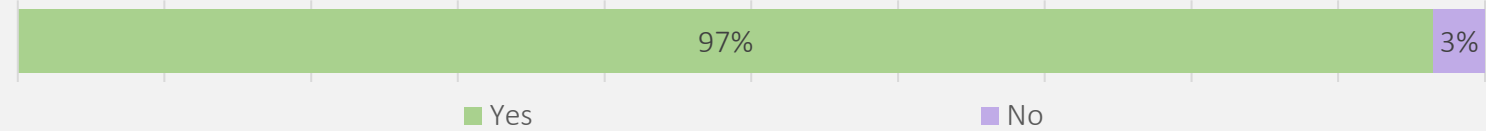


Bus Driver Performance

Serving the Stop

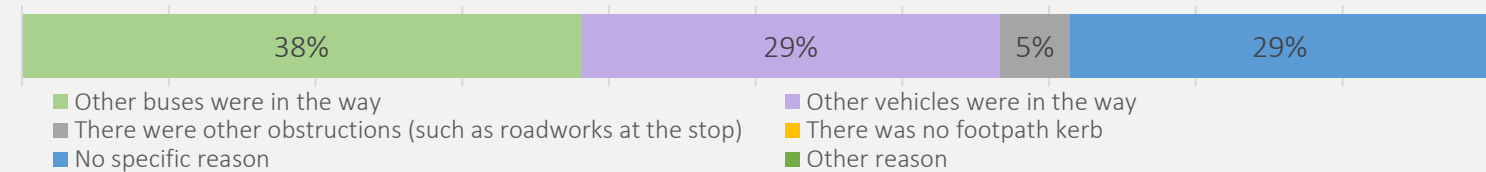
73. When you were getting off, did the bus pull up to the footpath kerb at the bus stop sufficiently to allow passengers board and alight from the bus without walking on the road? *601

2023 Q1



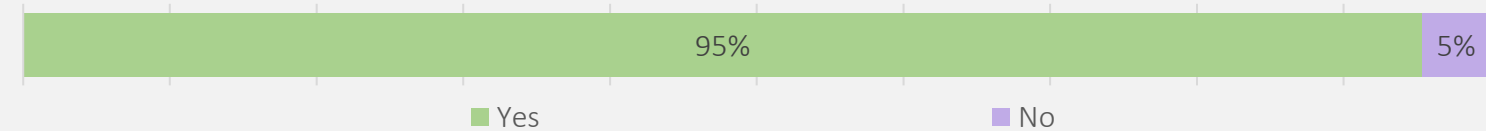
73A. Why did the bus not pull up to the kerb? *21

2023 Q1



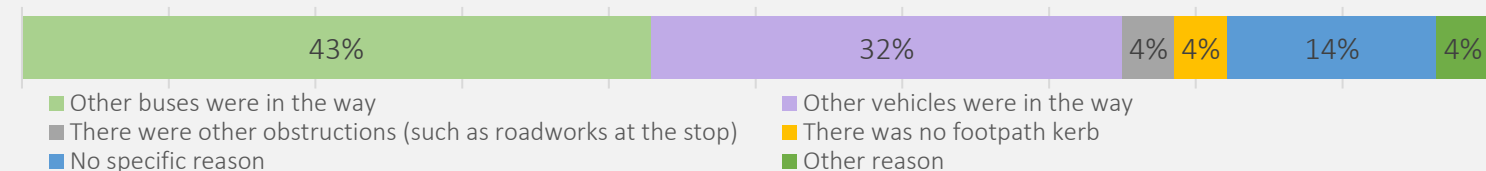
29. When you were getting on, did the bus pull up to the footpath kerb at the bus stop sufficiently to allow passengers board and alight from the bus without walking on the road? *601

2023 Q1



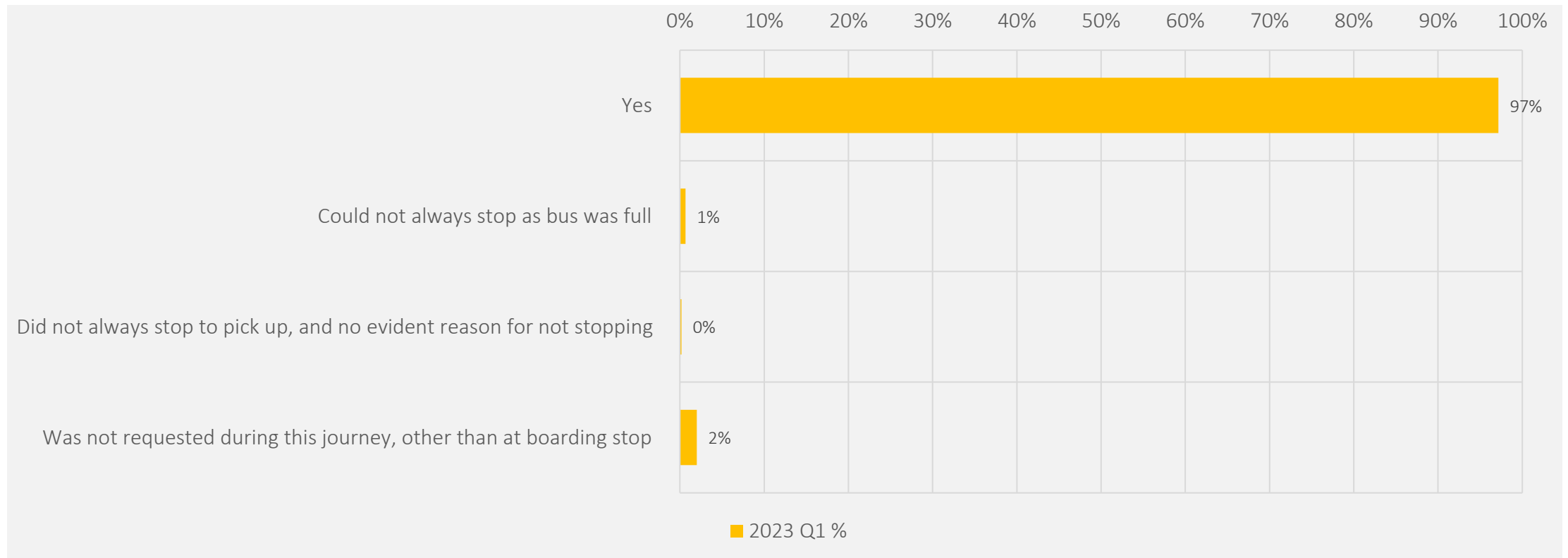
29A. Why did the bus not pull up to the footpath kerb? *28

2023 Q1



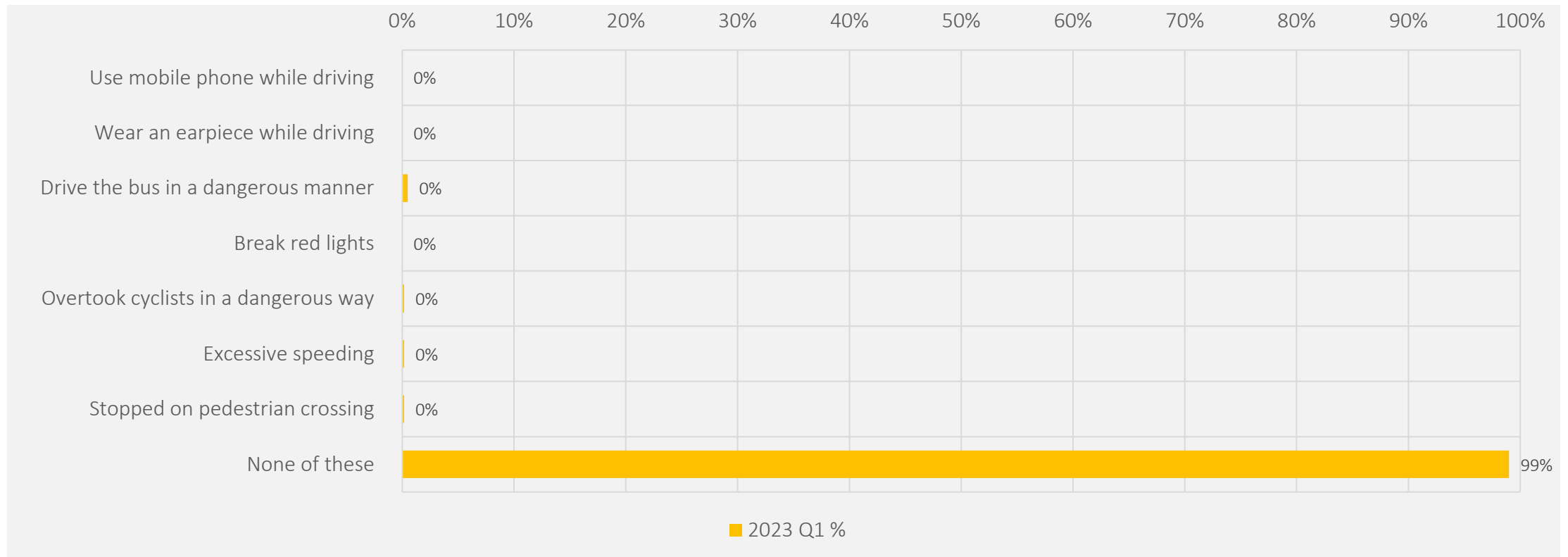
Bus Driver Performance

84. So far as you could tell, did the driver always stop to pick up passengers when requested? *601



Bus Driver Performance

80. Did the bus driver do any of the following while driving?
(NB Base size may be greater than the total number of assessments as one or more may be selected.) *602

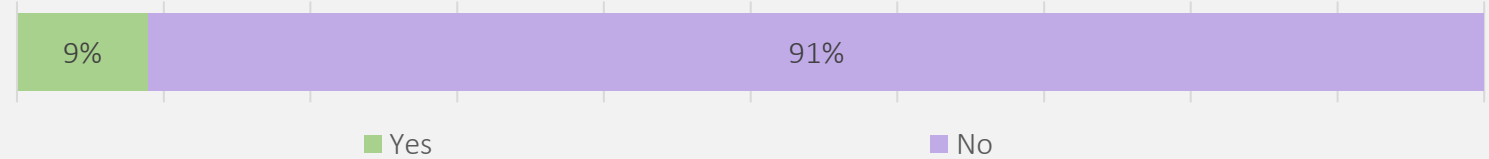


Bus Driver Performance

Other Driver Behaviours

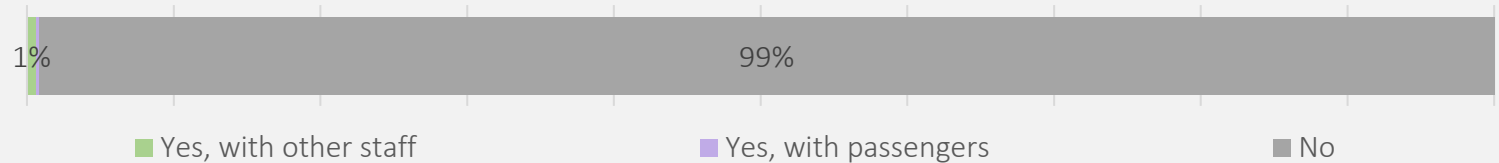
81. Did the driver listen to music or the radio whilst driving?
(Only relevant for city routes)
*601

2023 Q1



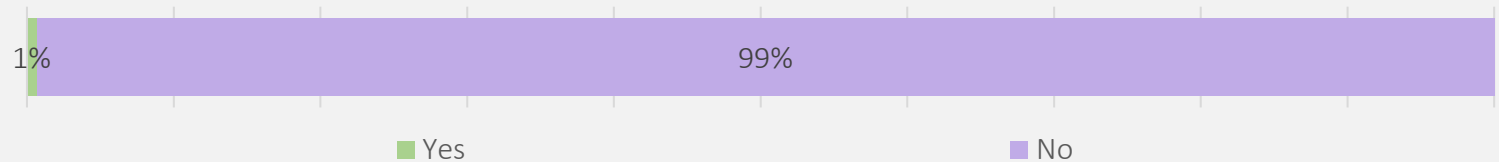
82. Did the driver hold long conversations with other people on the bus while driving? *601

2023 Q1



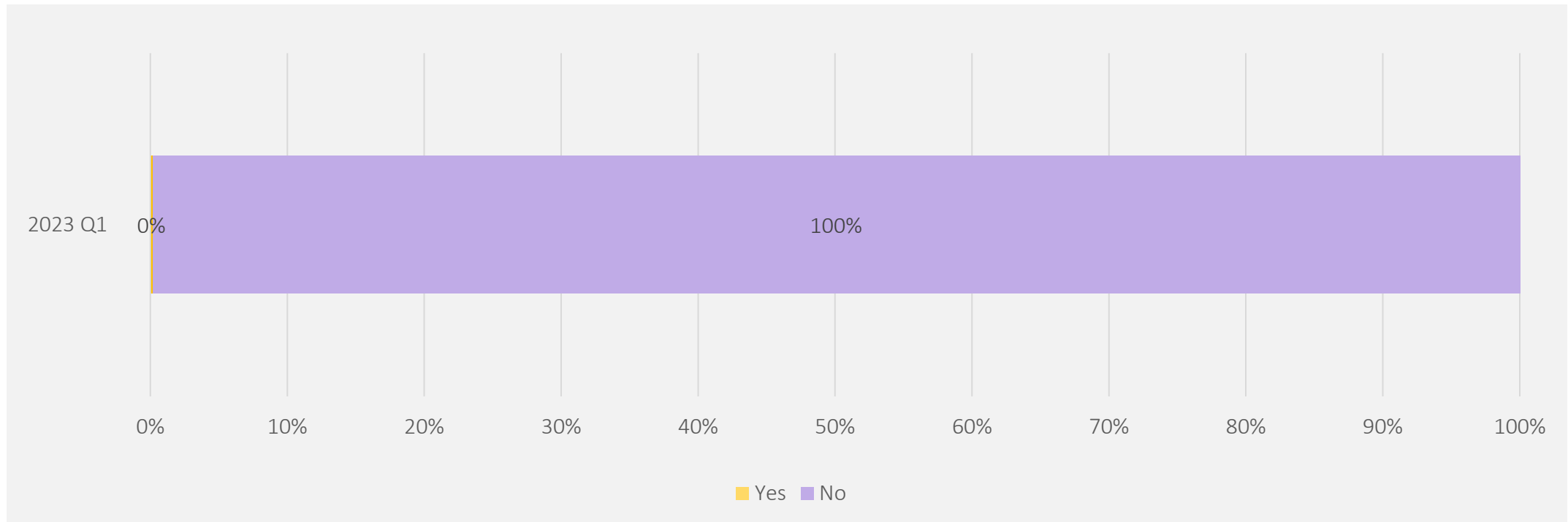
83. Did the driver leave the bus unattended at any time?
*601

2023 Q1



Bus Driver Performance

86. Did bus terminate early or divert off course? *601



Cleanliness Performance - Bus Cleanliness

Contains questions relating to the following Bus Cleanliness Performance:


- Seat Cleanliness and Condition
- Floors and Stairs Cleanliness and Level of Litter
- Panels, Ceilings, Stairs and Other Fixtures and Fittings Cleanliness and Condition
- Window Cleanliness and Condition
- External Bus Cleanliness and Condition

Cleanliness Performance - Bus Cleanliness

Seat Cleanliness and Condition

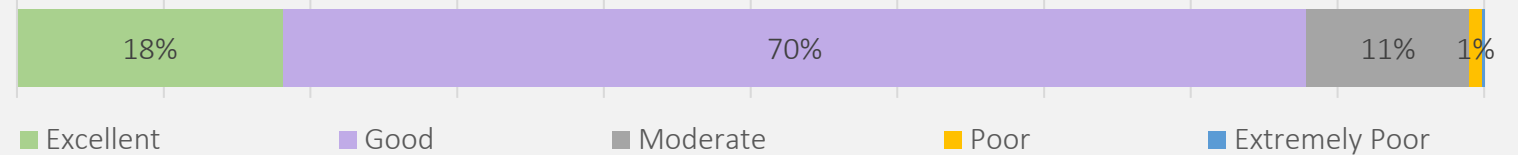
47. How would you best describe the level of non-scratched graffiti on seating? *601

2023 Q1



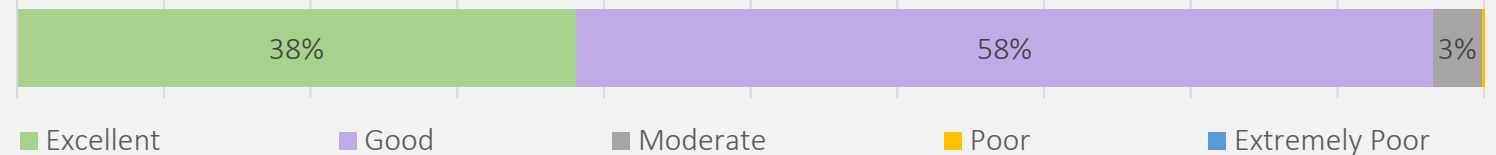
49. What best describes level of cleanliness of seat upholstery? *601

2023 Q1



50. What best describes the condition of the seat upholstery? *601

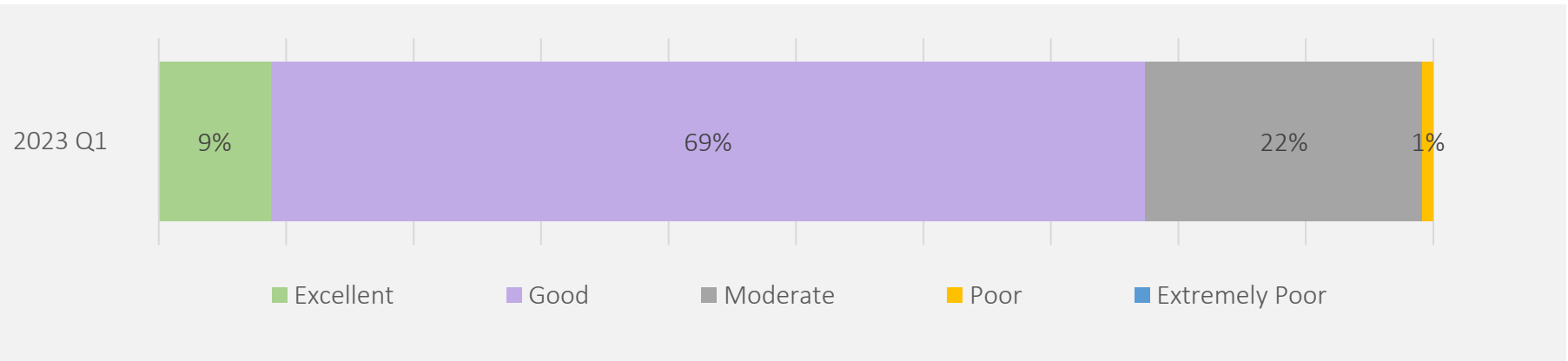
2023 Q1



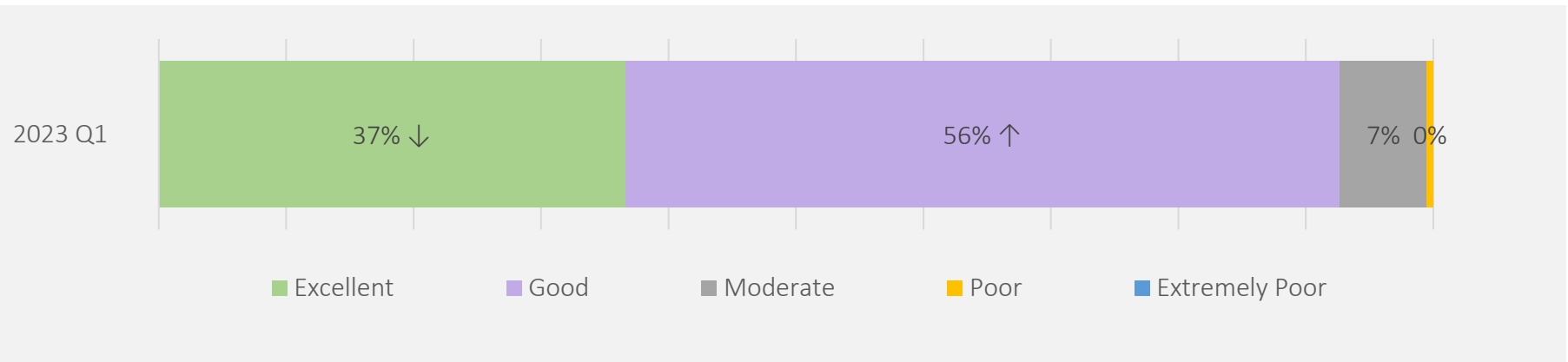
Cleanliness Performance - Bus Cleanliness

Floors and Stairs Cleanliness and Level of Litter

54. What best describes level of cleanliness of floors and stairs? *601



55. What best describes level of litter of floors and stairs? *601

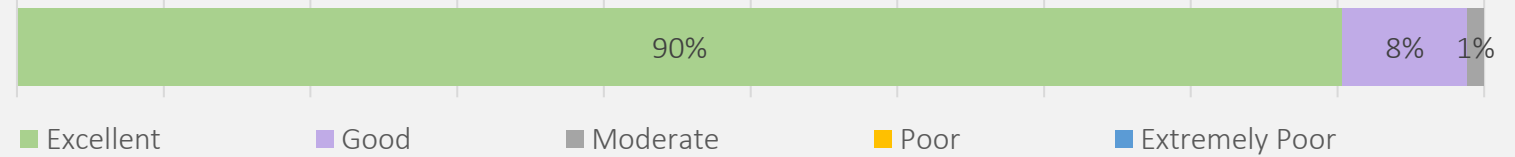


Cleanliness Performance - Bus Cleanliness

Panels, Ceilings, Stairs and Other Fixtures and Fittings Cleanliness

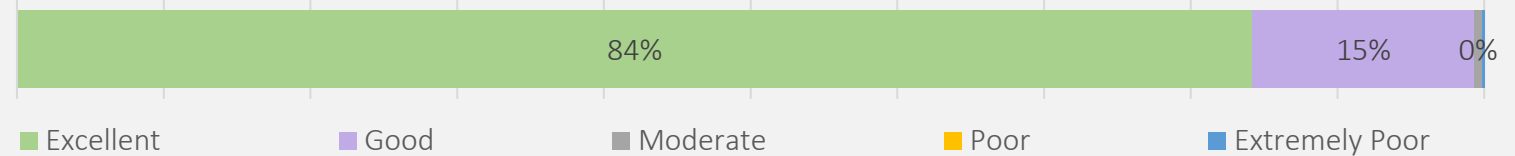
56. What best describes the level of non-scratched graffiti on panels, ceilings, stairs and other fixtures and fittings? *601

2023 Q1



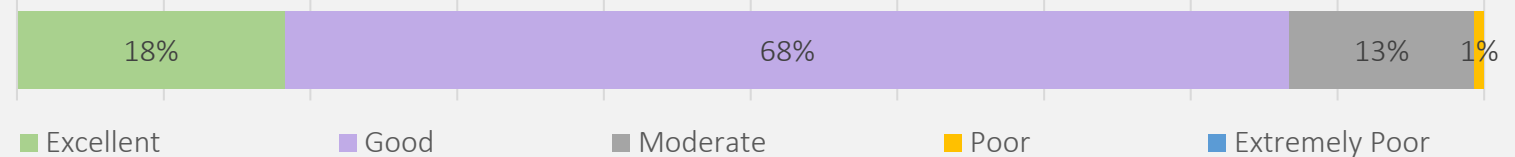
57. What best describes the level of etching on panels, ceilings, stairs and other fixtures and fittings? *601

2023 Q1



58. What best describes level of cleanliness of panels, ceilings and other fixtures and fittings? *601

2023 Q1

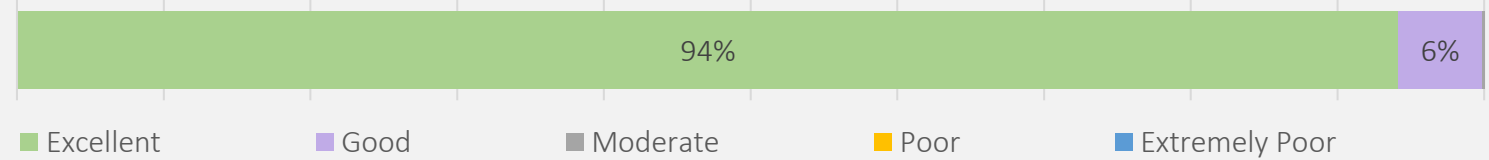


Cleanliness Performance - Bus Cleanliness

Window Cleanliness and Condition

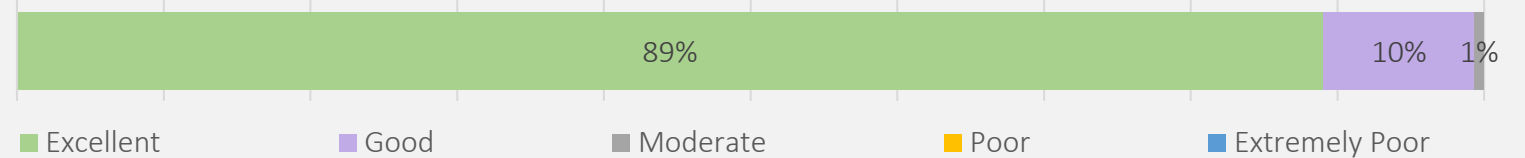
51. What best describes level of non-scratched graffiti on windows? *601

2023 Q1



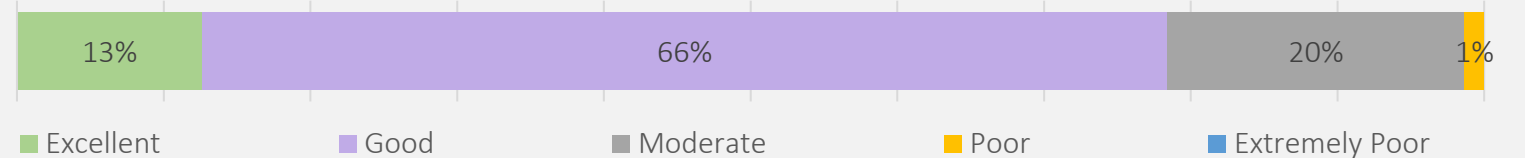
52. What best describes the level of etching on windows? *601

2023 Q1



53. What best describes level of cleanliness of windows? *601

2023 Q1

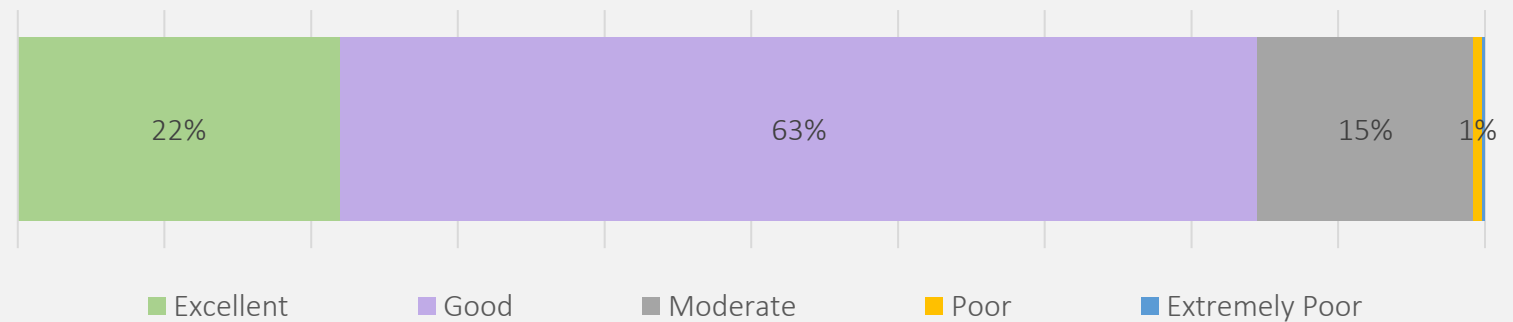


Cleanliness Performance - Bus Cleanliness

External Bus Cleanliness and Condition

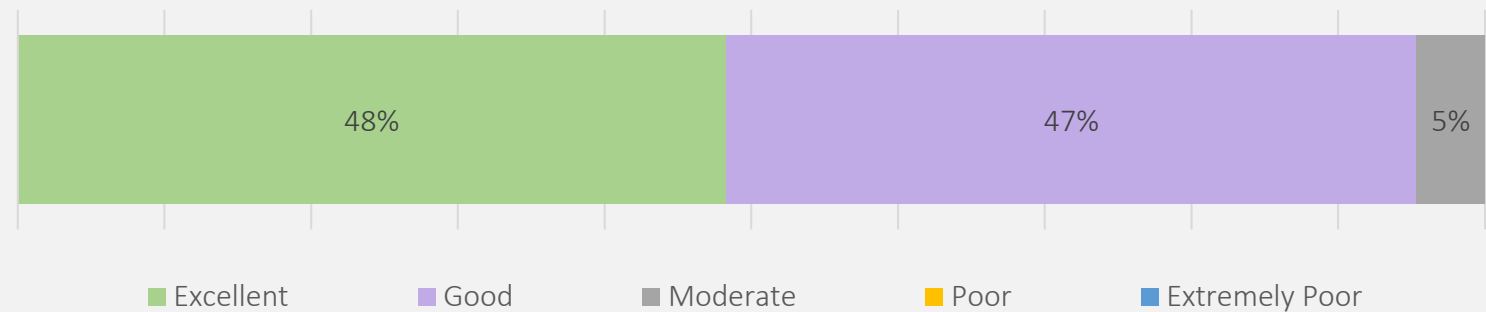
74. Please rate the overall external cleanliness of the bus
*601

2023 Q1



75. Please rate the overall external condition of the bus
*601

2023 Q1



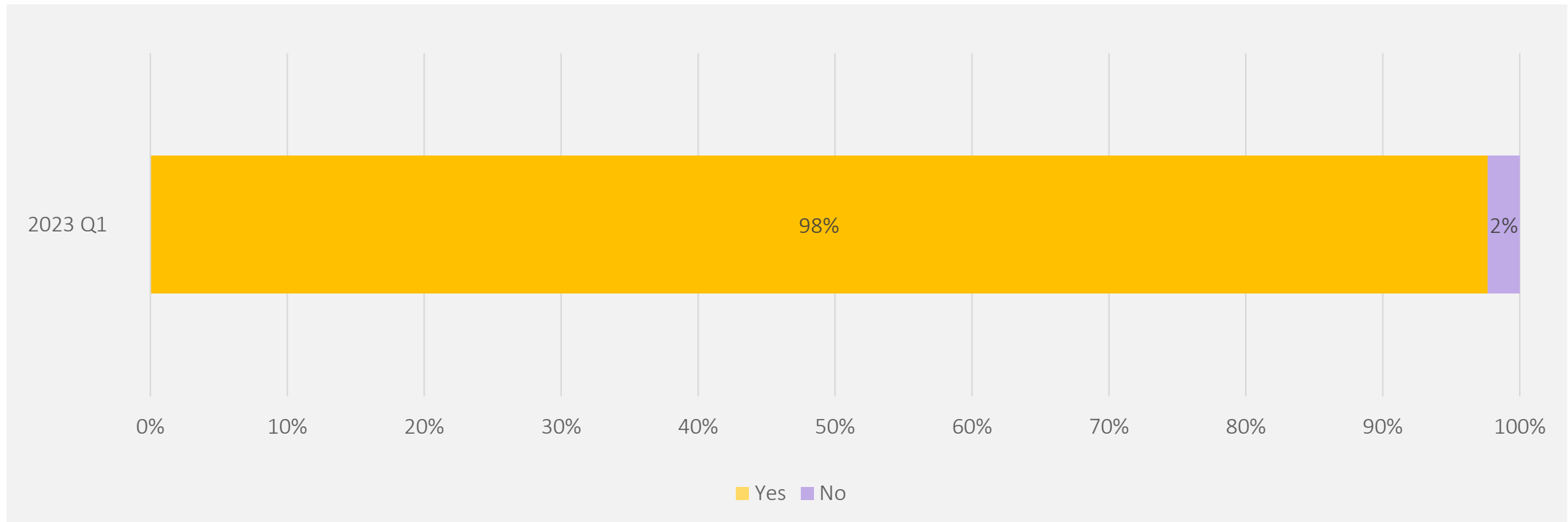
Customer Information Performance

Contains questions relating to the following Customer Information Performance:

- External Bus Customer Information Display

Customer Information Performance

31. Were the fares displayed clearly at the entrance? *601



Dublin Bus Head Office

Contains questions relating to the following Bus Head Office Performance:

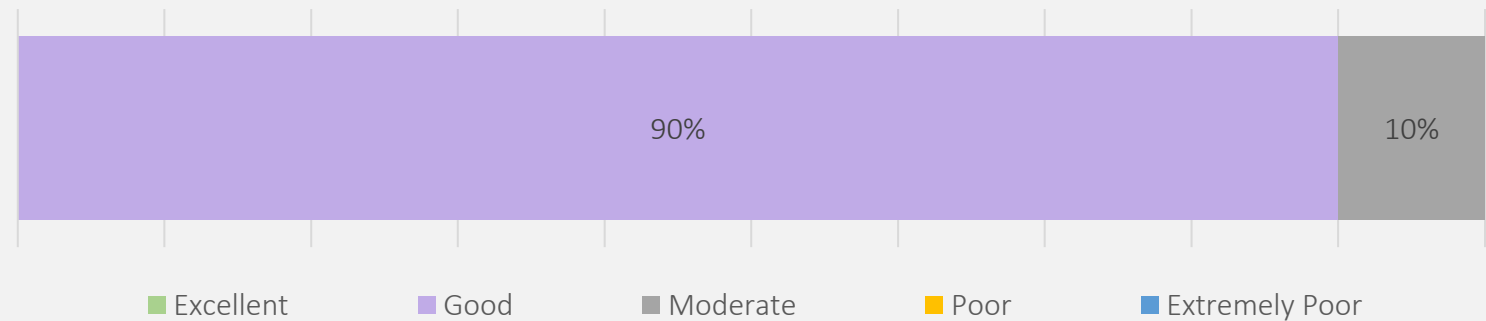
- Exterior of Head Office and Interior Windows Cleanliness
- Floors Cleanliness
- Surfaces, walls, panels, ceilings and other fixtures and fittings Cleanliness and Condition
- Seating Cleanliness and Condition
- Toilets Cleanliness

Dublin Bus Head Office

Exterior of Head Office and Interior Windows Cleanliness

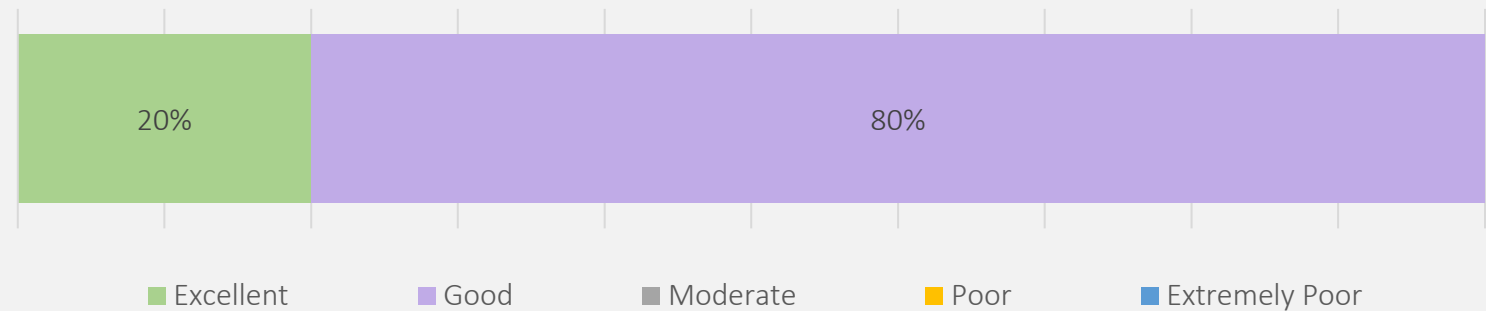
3 What would best describe the cleanliness of the exterior of the head office? *10

2023 Q1



4 What would best describe the cleanliness of windows on the inside of the head office? *10

2023 Q1

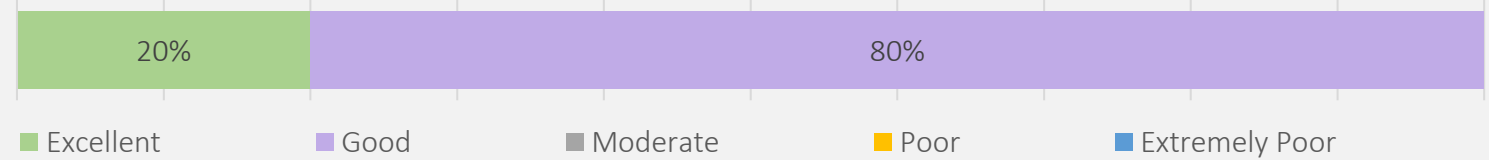


Dublin Bus Head Office

Floors Cleanliness

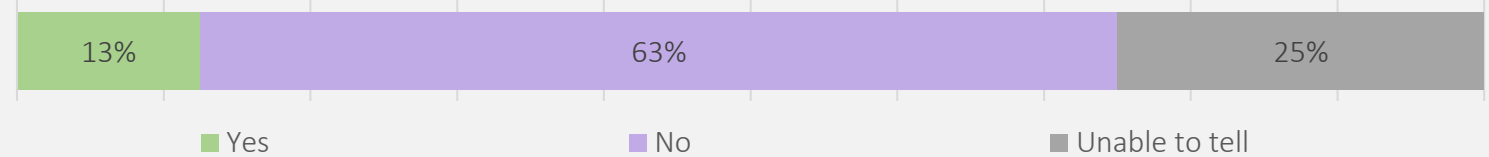
5 What best describes level of cleanliness of floors in the head office? *10

2023 Q1



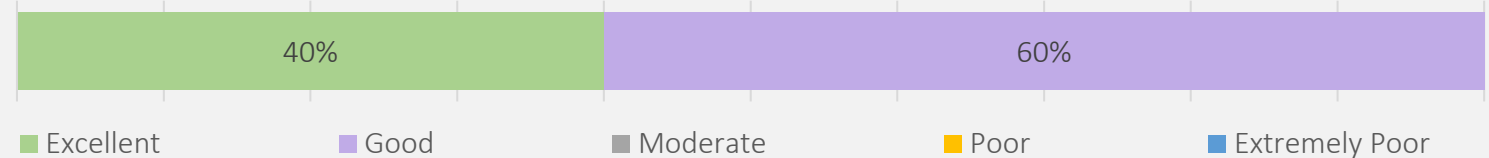
5b If any spillages were present on the floor, was this dried? *8

2023 Q1



6 What best describes level of litter on the floor of the head office? *10

2023 Q1

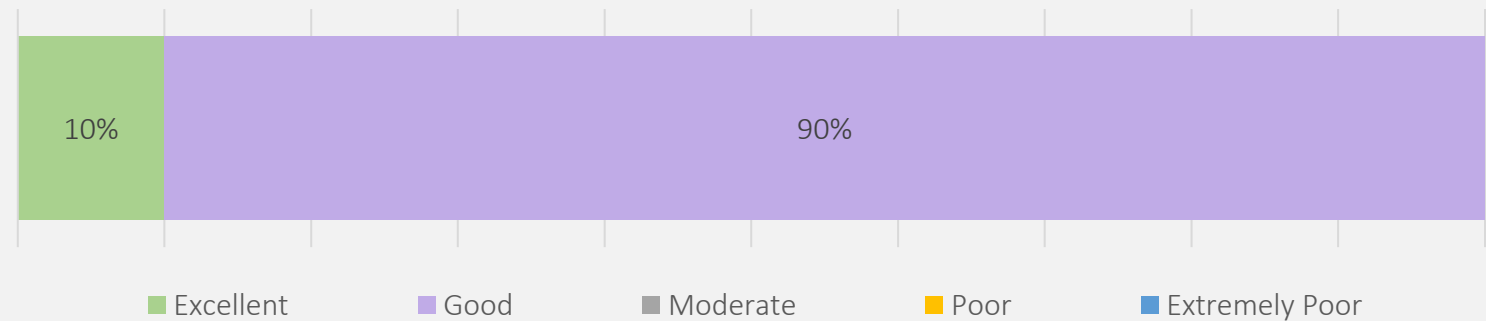


Dublin Bus Head Office

Surfaces, walls, panels, ceilings and other fixtures and fittings Cleanliness and Condition

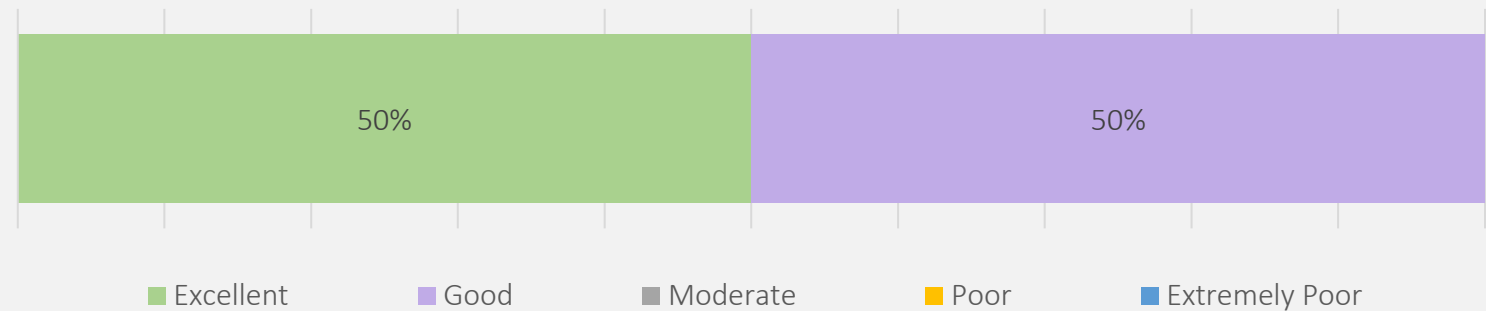
7 What would best describe the cleanliness of surfaces, walls, panels, ceilings and other fixtures and fittings in the head office? *10

2023 Q1



8 What would best describe the condition of surfaces, walls, panels, ceilings and other fixtures and fittings in the head office? *10

2023 Q1

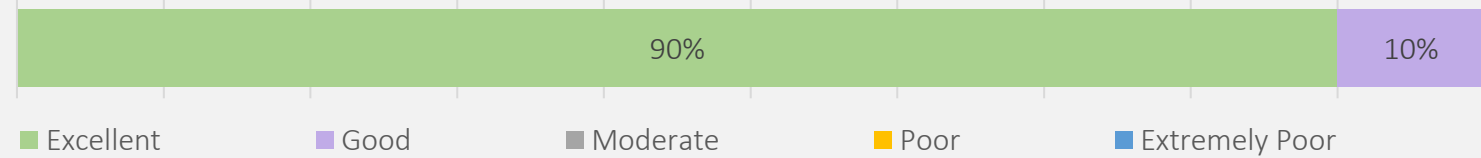


Dublin Bus Head Office

Surfaces, walls, panels, ceilings and other fixtures and fittings Cleanliness and Condition

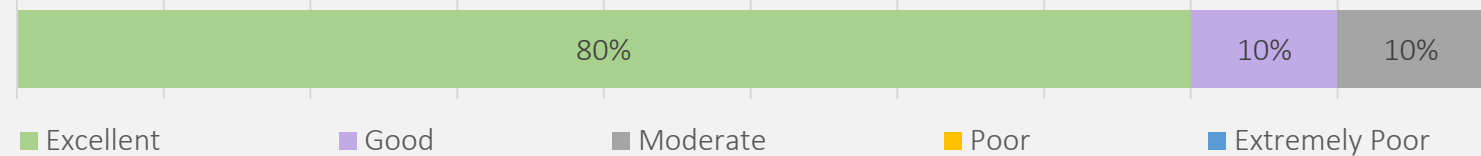
9 What would best describe the level of non-scratched graffiti on surfaces, walls, panels, ceilings and other fixtures and fittings in the head office? *10

2023 Q1



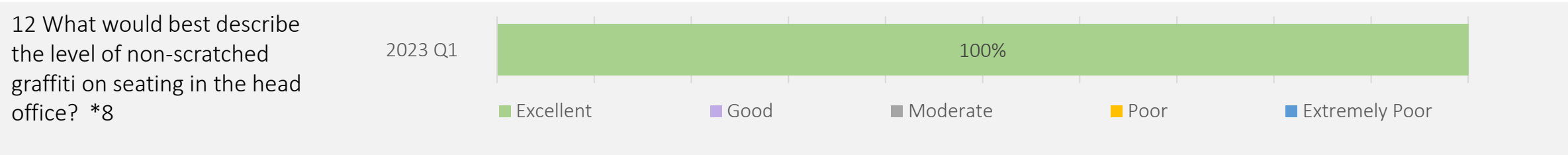
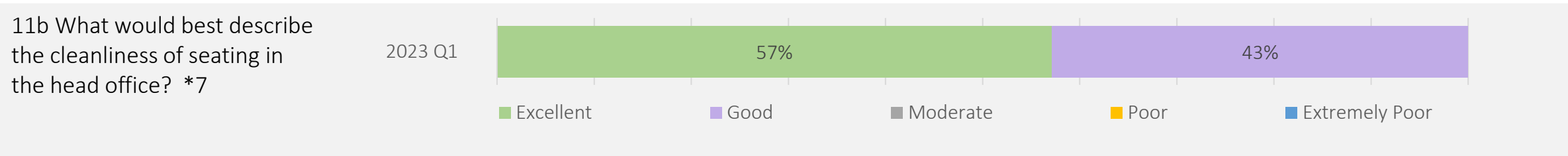

10 What would best describe level of etching on surfaces, walls, panels, ceilings and other fixtures and fittings in the head office? *10

2023 Q1



Dublin Bus Head Office

Seating Cleanliness and Condition

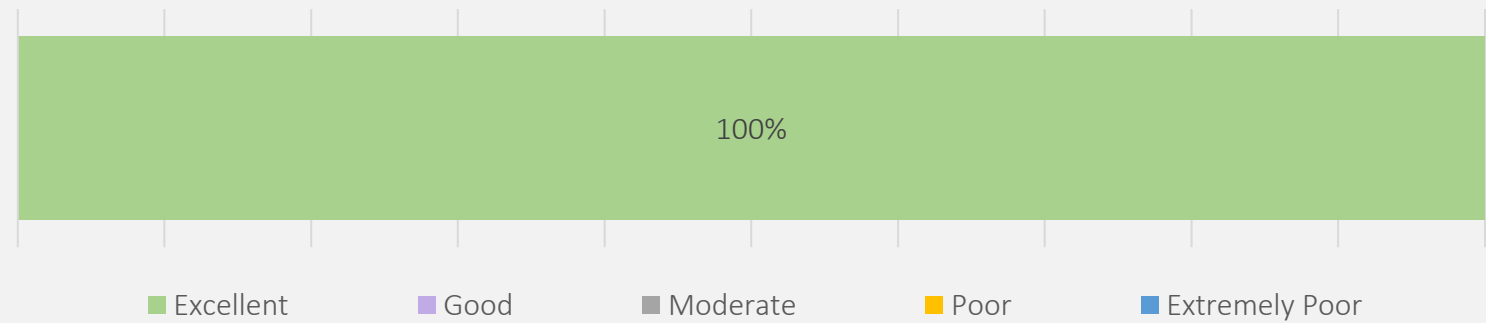


Dublin Bus Head Office

Seating Cleanliness and Condition

13 What would best describe level of etching on seating in the head office? *8

2023 Q1



Assessment measures

Questions referring to bus cleanliness, condition and graffiti all use a “five-point scale”. This is a scale that offers five response options starting with the most positive (Excellent) and ending with the most negative (Extremely Poor). The description for each of these scale points are listed below;

Cleanliness	Condition	Graffiti	Litter
Excellent - no evidence of dirt, dust, staining, marks or fluids	Excellent - no visible damage / wear and tear	Excellent - no sign of graffiti	Excellent - no litter whatsoever
Good - very little evidence of dirt, dust, staining, marks or fluids	Good - very little damage / wear and tear	Good - a very small amount of graffiti	Good - very small amount of litter
Moderate - some evidence of dirt, dust, staining, marks or fluids building up	Moderate - some damage / wear and tear, but not in need of repair	Moderate - some evidence of graffiti	Moderate - litter beginning to build up
Poor - large amount of dirt, dust, staining, marks or fluids built up	Poor - large amount of damage, non-urgent attention recommended	Poor - a large amount of graffiti	Poor - large amounts of litter
Extremely Poor - extensive amount of dirt, dust, staining, marks or fluids built up	Extremely Poor - extensive damage, repair urgently needed	Extremely Poor - very heavy graffiti	Extremely Poor - very heavily littered

Ipsos Standards & Accreditations

Ipsos's standards & accreditations provide our clients with the peace of mind that they can always depend on us to deliver reliable, sustainable findings. Moreover, our focus on quality and continuous improvement means we have embedded a 'right first time' approach throughout our organisation.



ISO 20252 – is the international market research specific standard that supersedes BS 7911 / MRQSA & incorporates IQCS (Interviewer Quality Control Scheme); it covers the 5 stages of a Market Research project. Ipsos UK was the first company in the world to gain this accreditation.



MRS Company Partnership – By being an MRS Company Partner, Ipsos UK endorse and support the core MRS brand values of professionalism, research excellence and business effectiveness, and commit to comply with the MRS Code of Conduct throughout the organisation & we were the first company to sign our organisation up to the requirements & self regulation of the MRS Code; more than 350 companies have followed our lead.



ISO 9001 – International general company standard with a focus on continual improvement through quality management systems. In 1994 we became one of the early adopters of the ISO 9001 business standard.



ISO 27001 – International standard for information security designed to ensure the selection of adequate and proportionate security controls. Ipsos UK was the first research company in the UK to be awarded this in August 2008.



The UK General Data Protection Regulation (UK GDPR) & the UK Data Protection Act 2018 (DPA) – Ipsos UK is required to comply with the UK General Data Protection Regulation and the UK Data Protection Act; it covers the processing of personal data and the protection of privacy.



HMG Cyber Essentials – A government backed and key deliverable of the UK's National Cyber Security Programme. Ipsos UK was assessment validated for certification in 2016. Cyber Essentials defines a set of controls which, when properly implemented, provide organisations with basic protection from the most prevalent forms of threat coming from the internet.



Fair Data – Ipsos UK is signed up as a 'Fair Data' Company by agreeing to adhere to ten core principles. The principles support and complement other standards such as ISOs, and the requirements of Data Protection legislation.

This work was carried out in accordance with the requirements of the international quality standard for market research, ISO 20252.