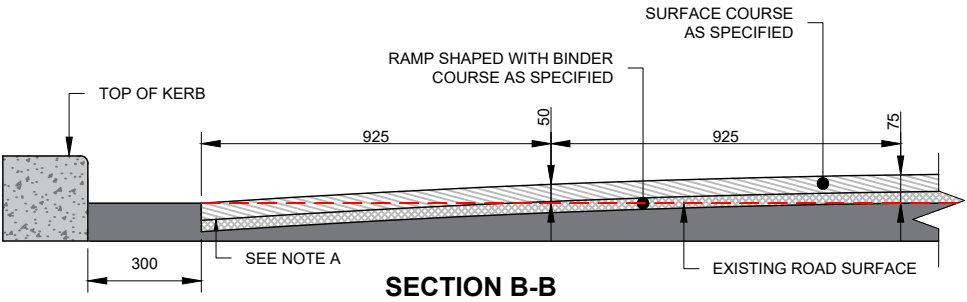
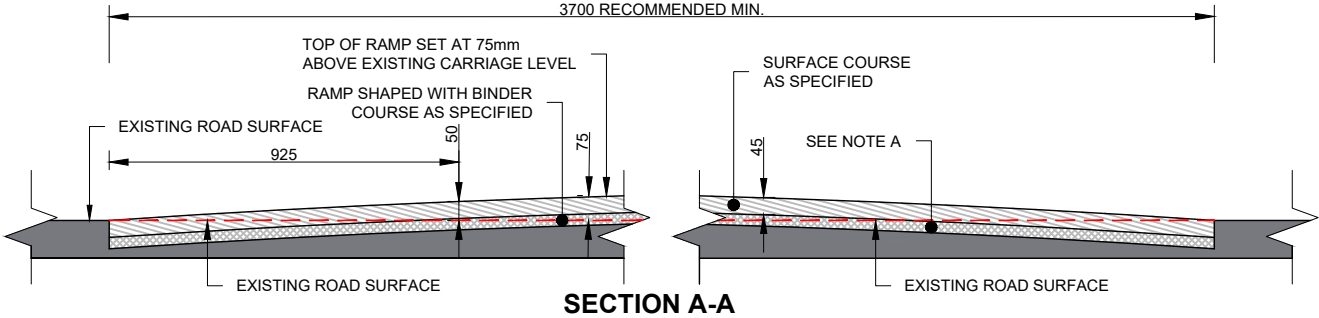
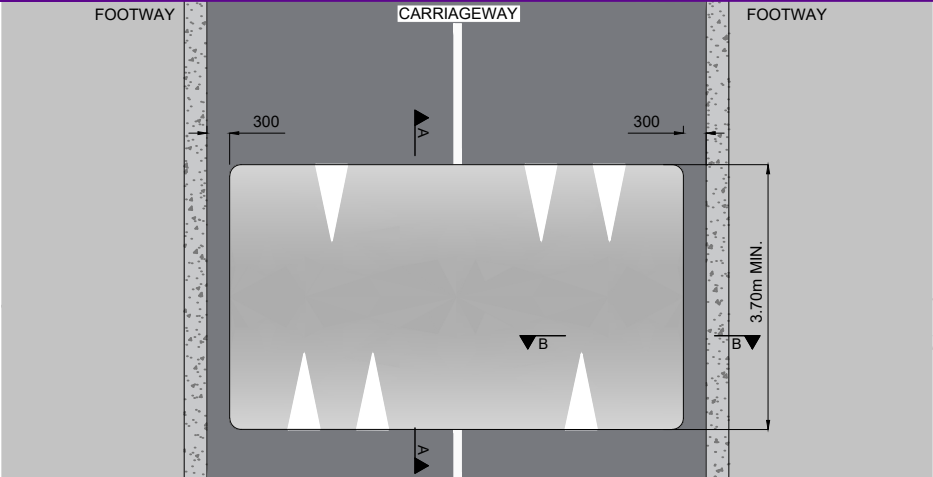




- NOTE A :
- 1. SAW CUT EDGE OF CARRIAGEWAY.
 - 2. BREAK OUT EXISTING SURFACE COURSE AT TOE OF RAMP.
 - 3. PRIME EDGE WITH BITUMEN.
 - 4. REGULATING IF NECESSARY.



- NOTES:
- 1. FOR DESIGN GUIDANCE ON TRAFFIC CALMING AND ROUND TOP RAMPS REFER TO SECTION C OF THE TRAFFIC MANAGEMENT GUIDELINES.
 - 2. FOR ROAD MARKINGS AND SIGNAGE REFER TO TRAFFIC SIGNS MANUAL.
 - 3. DEPTHS OF TIE INS MAY VARY.
 - 4. REGULATING COURSE MAY BE REQUIRED.
 - 5. USE OF PRECAST OR RUBBER RAMPS ARE ACCEPTABLE SUBJECT TO AGREEMENT WITH THE CONTRACTING AUTHORITY.
 - 6. ALL DIMENSIONS IN MILLIMETRES U.N.O.

NOT TO SCALE

 <div>An Roinn Iompair Department of Transport</div>  <div>NTA Údarás Náisiúnta Iompair National Transport Authority</div>	TYPICAL CONSTRUCTION DETAILS	Date	Issue	SPEED RAMP - ROUND TOP (FLEXIBLE PAVEMENT)	Drawing File Number
	Series: NTA-700: PAVEMENT	JAN'26	01		NTA-TCD-0700-010